











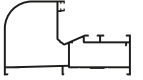
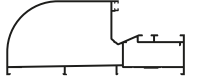
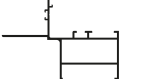


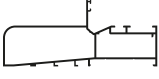

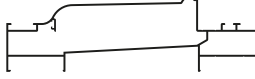


METALOU MIN

ΣΥΣΤΗΜΑΤΑ ΑΛΟΥΜΙΝΙΟΥ ΑΠΟ ΤΟ 1969

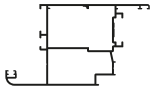
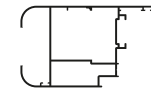
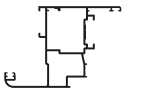
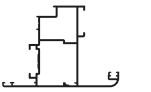
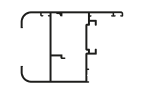
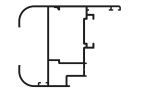
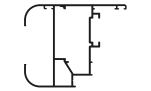
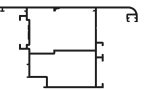
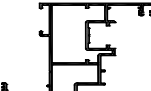
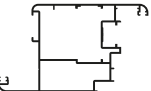
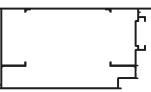
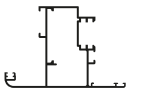
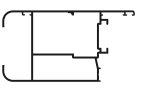
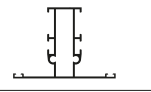
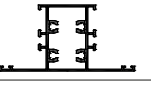
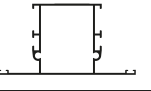


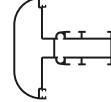
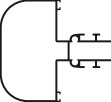
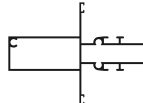

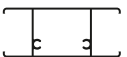


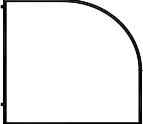









EVRO 8000

ΣΥΝΟΠΤΙΚΟ
summary







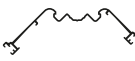
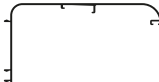









ΚΩΔΙΚΟΣ code	ΣΧΗΜΑ shape	ΒΑΡΟΣ gr/m weight gr/m	ΠΕΡΙΓΡΑΦΗ description	ΣΕΛΙΔΑ page
8102		577	ΚΑΣΑ ΧΑΜΗΛΗ low outer frame	8
8103		691	ΚΑΣΑ ΙΣΙΑ ΜΙΚΡΗ straight outer frame	8
8104		758	ΚΑΣΑ ΙΣΙΑ straight outer frame	8
8106		925	ΚΑΣΑ ΜΕ ΑΡΜΟΚΑΛΥΠΤΡΟ straight outer frame with wall cover	8
8108		923	ΚΑΣΑ ΠΟΜΠΕ curved outer frame	8
8110		1084	ΚΑΣΑ ΠΟΜΠΕ ΜΕ ΑΡΜΟΚΑΛΥΠΤΡΟ curved outer frame with wall cover	8
8112		261	ΠΡΟΣΘΗΚΗ ΥΨΟΥΣ ΚΑΣΑΣ adjustable height profile	19
8113		205	ΠΡΟΣΘΗΚΗ ΥΨΟΥΣ ΚΑΣΑΣ ΜΙΚΡΗ adjustable height profile (replacement system)	19
8114		1107	ΚΑΣΑ ΠΟΜΠΕ ΜΕΣΑΙΑ (ΣΥΝΔΥΑΖΕΤΑΙ ΜΕ ΟΔΗΓΟ ΤΗΣ SLIM 102, 112) round medium outer frame (combined with SLIM 102, 112)	9
8116		1347	ΚΑΣΑ ΠΟΜΠΕ ΜΕΓΑΛΗ round long outer frame	9
8118		921	ΚΑΣΑ ΔΙΑΙΡΟΥΜΕΝΗ (ΠΡΟΦΙΛ ΑΝΤΙΚΑΤΑΣΤΑΣΗΣ) adjustable inner frame (replacement system)	9
8120		600	ΚΑΣΑ ΔΙΑΙΡΟΥΜΕΝΗ (ΠΡΟΦΙΛ ΑΝΤΙΚΑΤΑΣΤΑΣΗΣ) adjustable outer frame (replacement system)	9
8122		343	ΠΡΟΣΘΕΤΟ ΔΙΑΙΡΟΥΜΕΝΗΣ ΚΑΣΑΣ (ΠΡ. ΑΝΤΙΚΑΤ.) variable width adaptor (replacement system)	9
8124		1170	ΚΑΣΑ ΣΥΝΔΥΑΣΜΟΥ ΑΝΟΙΓΟΜΕΝΩΝ ΜΕ ΣΤΑΘΕΡΟ & ΣΙΤΑ ΡΟΛΟ intermediate for hinged profiles with insect screen roll & fixed	9
8133		1315	ΚΑΣΑ ΠΑΝΤΖΟΥΡΙΟΥ outer frame for shutters	10
8134		1851	ΚΑΣΑ ΕΝΙΑΙΑ compact outer frame	10
8202		902	ΦΥΛΛΟ ΠΑΡΑΘΥΡΟΥ window sash	11
8125		1287	ΚΑΣΑ Frame	8

**ΣΥΝΟΠΤΙΚΟ
summary**


















ΚΩΔΙΚΟΣ code	ΣΧΗΜΑ shape	ΒΑΡΟΣ gr/m weight gr/m	ΠΕΡΙΓΡΑΦΗ description	ΣΕΛΙΔΑ page
8204		1264	ΦΥΛΛΟ ΠΟΡΤΑΣ door sash	11
8206		1232	ΦΥΛΛΟ ΠΟΡΤΑΣ ΚΛΕΙΣΤΟ door sash	13
8208		1048	ΦΥΛΛΟ ΜΠΑΛΚΟΝΟΠΟΡΤΑΣ large window sash	11
8209		1044	ΦΥΛΛΟ ΜΠΑΛΚΟΝΟΠΟΡΤΑΣ ΑΝΟΙΓΟΜΕΝΗΣ ΕΞΩ large window sash opening out	13
8210		903	ΦΥΛΛΟ ΠΑΝΤΖΟΥΡΙΟΥ ΣΤΕΝΟ shutter sash	12
8212		991	ΦΥΛΛΟ ΜΕΣΑΙΟ ΚΛΕΙΣΤΟ window sash	12
8213		990	ΦΥΛΛΟ ΜΕΣΑΙΟ ΚΛΕΙΣΤΟ (ΝΕΡΑ ΕΞΩ) window sash	12
8214		1264	ΦΥΛΛΟ ΠΟΡΤΑΣ ΑΝΟΙΓΟΜΕΝΗΣ ΕΞΩ door sash opening out	11
8216		1150	ΦΥΛΛΟ ΠΕΡΙΜΕΤΡΙΚΟΥ multilock window sash	11
8217		1432	ΦΥΛΛΟ ΠΟΡΤΑΣ ΠΕΡΙΜΕΤΡΙΚΟΥ multilock door sash	11
8218		1572	ΦΥΛΛΟ ΚΑΡΤΟΚΛΕΙΔΑΡΙΑΣ card locking door sash	13
8220		1048	ΦΥΛΛΟ ΠΕΡΙΣΤΡΕΦΟΜΕΝΟΥ rotating window sash	14
8222		1162	ΦΥΛΛΟ ΠΟΡΤΑΣ ΚΛΕΙΣΤΟ ΙΣΙΟ (2068) door sash	13
8302		816	ΤΑΦ ΜΙΚΡΟ small mullion	12
8304		1138	ΤΑΦ ΜΕΣΑΙΟ medium mullion	15
8306		979	ΤΑΦ ΜΕΓΑΛΟ large mullion	15

ΚΩΔΙΚΟΣ code	ΣΧΗΜΑ shape	ΒΑΡΟΣ gr/m weight gr/m	ΠΕΡΙΓΡΑΦΗ description	ΣΕΛΙΔΑ page
8308		1145	ΤΑΦ ΠΟΜΠΕ ΜΕΣΑΙΟ medium round mullion	15
8310		1256	ΤΑΦ ΠΟΜΠΕ ΜΕΓΑΛΟ heavy duty round mullion	16
8312		1247	ΤΑΦ ΣΗΤΑΣ mosquito screen mullion	16
8322		691	ΧΩΡΙΣΜΑ ΜΙΚΡΟ ΙΣΙΟ mid rail	16
8324		879	ΧΩΡΙΣΜΑ ΜΕΓΑΛΟ ΠΟΜΠΕ large curved mid rail	16
8330		1384	ΤΑΜΠΛΑΣ ΚΛΕΙΣΤΟΣ bottom rail	17
8332		1579	ΤΑΜΠΛΑΣ bottom rail	17
8340		1295	ΓΩΝΙΑΚΗ ΚΟΛΩΝΑ ΜΕΓΑΛΗ 90° large 90° corner mullion	18
8342		802	ΓΩΝΙΑΚΗ ΚΟΛΩΝΑ ΜΕΣΑΙΑ 90° small 90° corner mullion	18
8344		655	ΓΩΝΙΑΚΗ ΚΟΛΩΝΑ ΜΕΣΑΙΑ 45° small 45° corner mullion	18
8402		317	ΠΗΧΑΚΙ ΜΟΝΟΥ ΥΑΛΟΠΙΝΑΚΑ single glazing bead	21
8404		254	ΠΗΧΑΚΙ ΔΙΠΛΟΥ ΥΑΛΟΠΙΝΑΚΑ double glazing bead	21
8406		255	ΠΟΜΠΕ ΠΗΧΑΚΙ ΔΙΠΛΟΥ ΥΑΛΟΠΙΝΑΚΑ curved double glazing bead	21
8408		271	ΠΗΧΑΚΙ ΔΙΠΛΟΥ ΥΑΛΟΠΙΝΑΚΑ double glazing bead	21
8410		232	ΠΗΧΑΚΙ ΠΟΜΠΕ ΜΕ ΚΛΙΠ ΓΙΑ ΔΙΠΛΟ ΤΖΑΜΙ curved double glazing bead with clip	21
8412		284	ΠΗΧΑΚΙ ΠΟΜΠΕ ΜΕ ΚΛΙΠ ΓΙΑ ΜΟΝΟ ΤΖΑΜΙ curved single glazing bead with clip	21
8414		150	ΠΗΧΑΚΙ ΕΙΔΙΚΩΝ ΧΡΗΣΕΩΝ glazing bead for special use	21

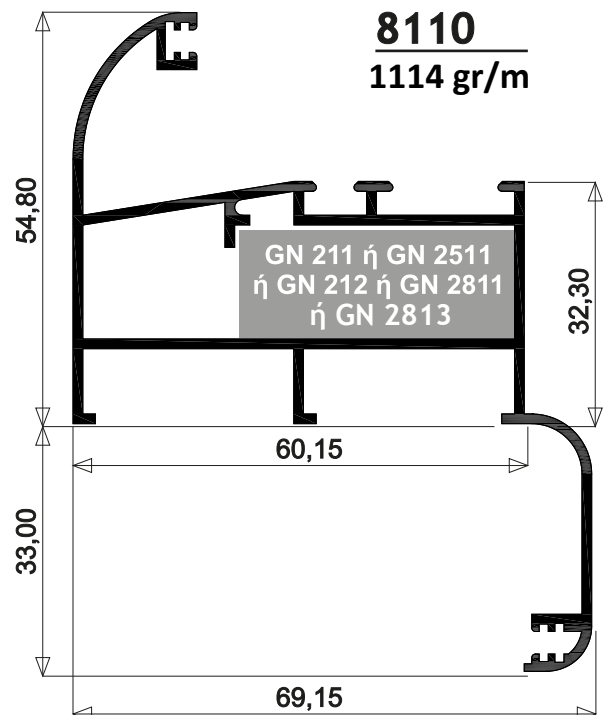
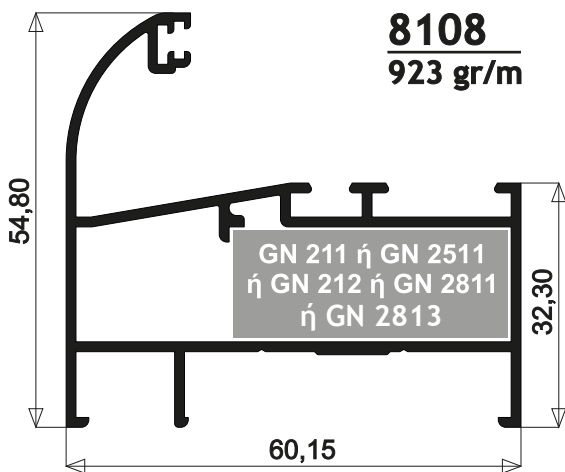
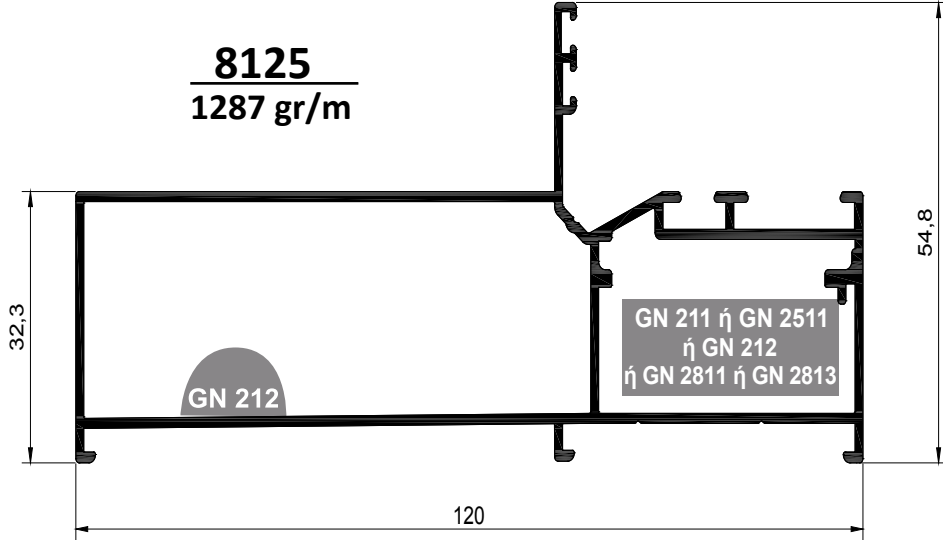
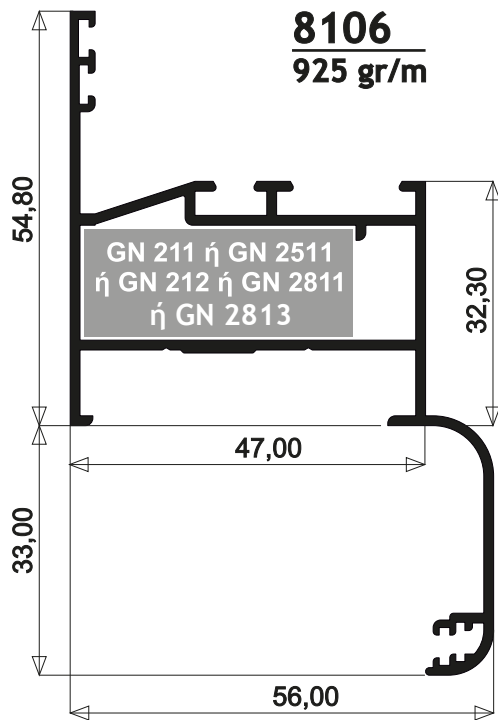
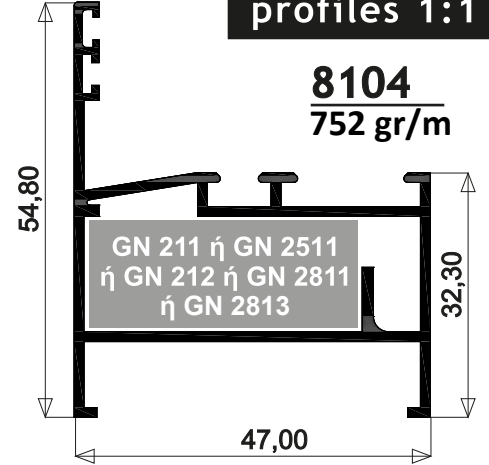
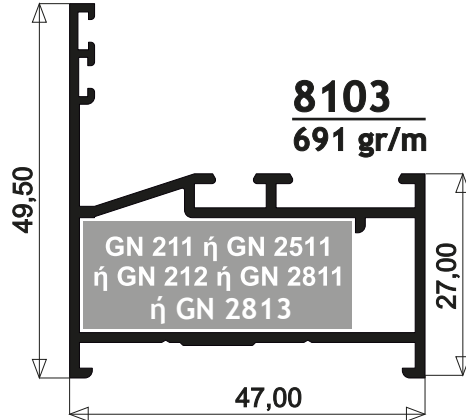
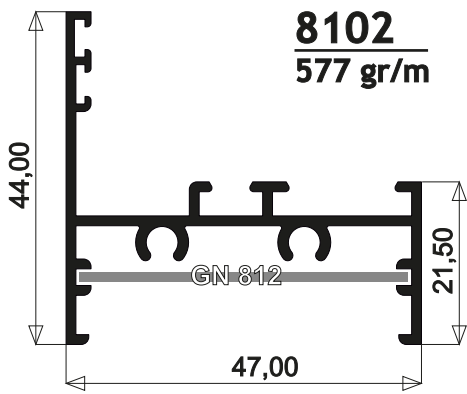
**ΣΥΝΟΠΤΙΚΟ
summary**

ΚΩΔΙΚΟΣ code	ΣΧΗΜΑ shape	ΒΑΡΟΣ gr/m weight gr/m	ΠΕΡΙΓΡΑΦΗ description	ΣΕΛΙΔΑ page
5013		333	ΠΗΧΑΚΙ ΓΙΑ ΜΟΝΟ ΥΑΛΟΠΙΝΑΚΑ single glazing bead	21
5013A		317	ΠΟΜΠΕ ΠΗΧΑΚΙ ΓΙΑ ΜΟΝΟ ΥΑΛΟΠΙΝΑΚΑ curved single glazing bead	21
8502		436	ΑΡΜΟΚΑΛΥΠΤΡΟ ΚΟΥΜΠΩΤΟ snap on wall cover	20
8504		412	ΑΡΜΟΚΑΛΥΠΤΡΟ wall cover	20
8504A		417	ΑΡΜΟΚΑΛΥΠΤΡΟ wall cover	20
8506		285	ΑΡΜΟΚΑΛΥΠΤΡΟ ΚΟΥΜΠΩΤΟ ΜΙΚΡΟ narrow snap on wall cover	20
8508		533	ΑΡΜΟΚΑΛΥΠΤΡΟ (ΠΡΟΦΙΛ ΑΝΤΙΚΑΤΑΣΤΑΣΗΣ) wall cover (replacement system)	20
8510		671	ΑΡΜΟΚΑΛΥΠΤΡΟ (ΠΡΟΦΙΛ ΑΝΤΙΚΑΤΑΣΤΑΣΗΣ) wall cover (replacement system)	20
8512		519	ΕΞΩΤΕΡ. ΑΡΜΟΚΑΛΥΠΤΡΟ ΓΙΑ ΠΡΟΚΑΤ ΚΤΗΡΙΑ external wall cover for prefabricated buildings	20
8602		856	ΜΠΙΝΙ ΙΣΙΟ central adaptor	14
8604		900	ΜΠΙΝΙ ΠΟΜΠΕ curved central adaptor	14
8606		900	ΜΠΙΝΙ ΠΕΡΙΜΕΤΡΙΚΟΥ multilock central adaptor	14
8608		754	ΠΡΟΣΘΗΚΗ ΕΞΩΤΕΡΙΚΟΥ ΑΝΟΙΓΜΑΤΟΣ reverse action adaptor for doors & vents	14
8610		792	ΜΠΙΝΙ ΠΕΡΙΣΤΡΕΦΟΜΕΝΟΥ rotating window central adaptor	14
8700		237	ΥΠΟΔΟΧΗ ΟΒΑΛΙΝΑΣ fixed louvre adaptor	19
8701		197	ΥΠΟΔΟΧΗ ΜΟΝΟΥ ΤΖΑΜΙΟΥ single glass adaptor	19
8704		305	ΠΡΟΣΘΗΚΗ ΣΤΕΓΑΝΩΣΗΣ ΦΥΛΛΟΥ ΠΟΡΤΑΣ water sealing for door sashes	19

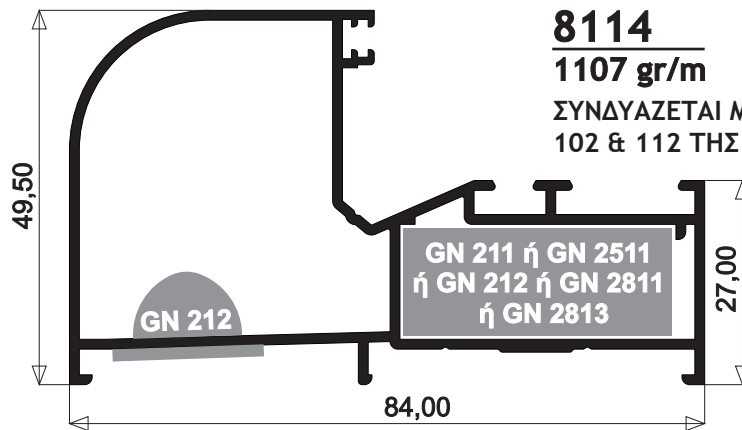
**ΣΥΝΟΠΤΙΚΟ
summary**

ΚΩΔΙΚΟΣ code	ΣΧΗΜΑ shape	ΒΑΡΟΣ gr/m weight gr/m	ΠΕΡΙΓΡΑΦΗ description	ΣΕΛΙΔΑ page
8706		338	ΚΑΤΩΦΛΙ threshold	19
8710		544	ΠΡΟΣΘΕΤΟ ΦΥΛΛΟΥ ΓΙΑ ΠΟΡΤΑ ΑΛΕ-ΡΕΤΟΥΡ clip-on profile for allez-retour doors	17
8712		540	ΠΡΟΣΘΕΤΟ ΚΑΣΑΣ ΓΙΑ ΠΟΡΤΑ ΑΛΕ-ΡΕΤΟΥΡ clip-on profile for allez-retour doors	17
8714		208	ΠΡΟΣΘΗΚΗ ΑΕΡΟΣΤΕΓΑΝΩΣΗΣ ΠΟΡΤΑΣ air tight adaptor for door sashes	19
8716		292	ΚΑΤΩΦΛΙ threshold	19
8720		362	ΠΡΟΣΘΗΚΗ ΚΑΣΑΣ 8103 ΓΙΑ ΜΕΤΑΒΛΗΤΕΣ ΓΩΝΙΕΣ adaptor for frame 8103 for variable angles	18
8722		424	ΠΡΟΣΘΗΚΗ ΚΑΣΑΣ 8108 ΓΙΑ ΜΕΤΑΒΛΗΤΕΣ ΓΩΝΙΕΣ adaptor for frame 8108 for variable angles	18
8724		596	ΠΡΟΣΘΗΚΗ ΚΑΣΑΣ 8114 ΓΙΑ ΜΕΤΑΒΛΗΤΕΣ ΓΩΝΙΕΣ adaptor for frame 8114 for variable angles	18
8726		760	ΟΔΗΓΟΣ ΡΟΛΟΥ (ΠΡΟΦΙΛ ΑΝΤΙΚΑΤΑΣΤΑΣΗΣ) roller shutter rail (replacement system)	19
8728		457	ΠΡΟΣΘΗΚΗ ΑΝΤΙΚΑΤΑΣΤΑΣΗΣ profile for replacement system	15
8730		260	ΠΡΟΣΘΗΚΗ ΑΕΡΟΣΤΕΓΑΝΩΣΗΣ ΠΟΡΤΑΣ air tight adaptor for door sashes	17
4549		137	ΚΑΠΑΚΙ ΑΡΜΟΚΑΛΥΠΤΡΟΥ ΑΝΤΙΚΑΤΑΣΤΑΣΗΣ wall cover cap	19
SLIM 204		127	ΝΤΙΖΑ rod	19
SLIM 207		198	ΝΕΡΟΧΥΤΗΣ ΦΥΛΛΟΥ water deflector	19
SLIM 240		176	ΠΡΟΣΘΗΚΗ ΑΕΡΟΣΤΕΓΑΝΩΣΗΣ ΠΟΡΤΑΣ air tight adaptor for door sashes	17
Φ 60		500	ΚΟΛΩΝΑ ΓΙΑ ΜΕΤΑΒΛΗΤΕΣ ΓΩΝΙΕΣ mullion for variable angles	18
Φ 80		802	ΚΟΛΩΝΑ ΓΙΑ ΜΕΤΑΒΛΗΤΕΣ ΓΩΝΙΕΣ mullion for variable angles	18

ΠΡΟΦΙΛ 1:1
profiles 1:1

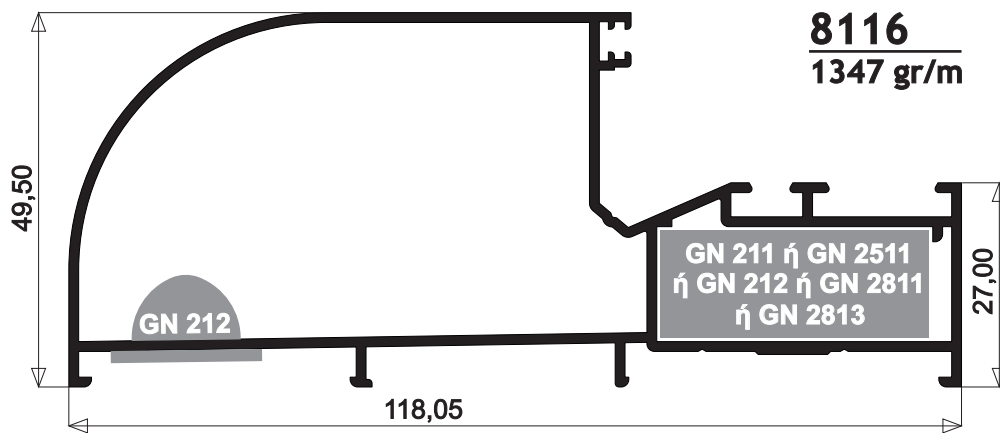


ΠΡΟΦΙΛ 1:1
profiles 1:1

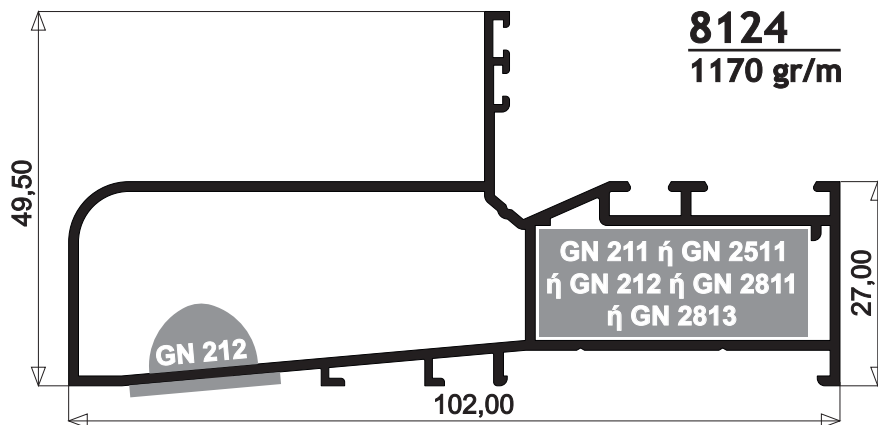


8114
1107 gr/m

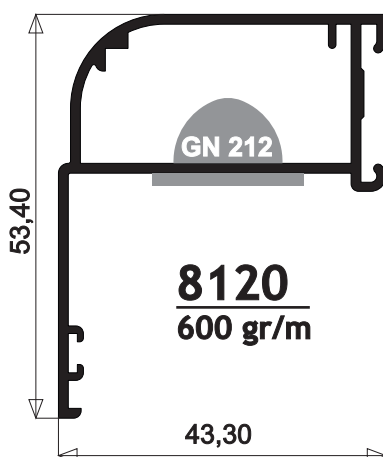
ΣΥΝΔΥΑΖΕΤΑΙ ΜΕ ΤΟΥΣ ΟΔΗΓΟΥΣ
102 & 112 ΤΗΣ SLIM 100



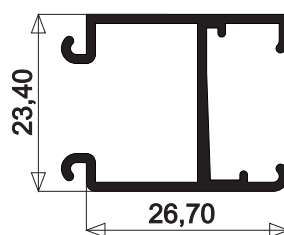
8116
1347 gr/m



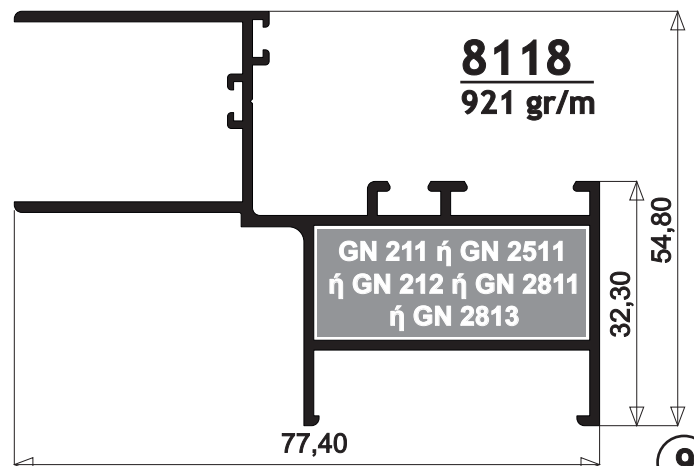
8124
1170 gr/m



8120
600 gr/m



8122
343 gr/m



8118
921 gr/m



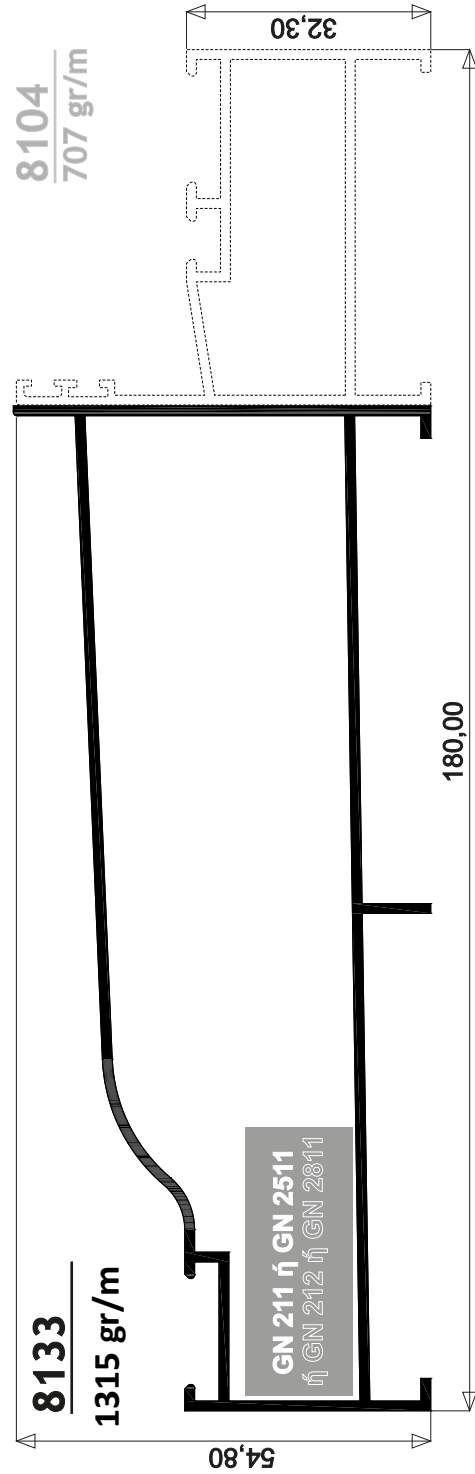
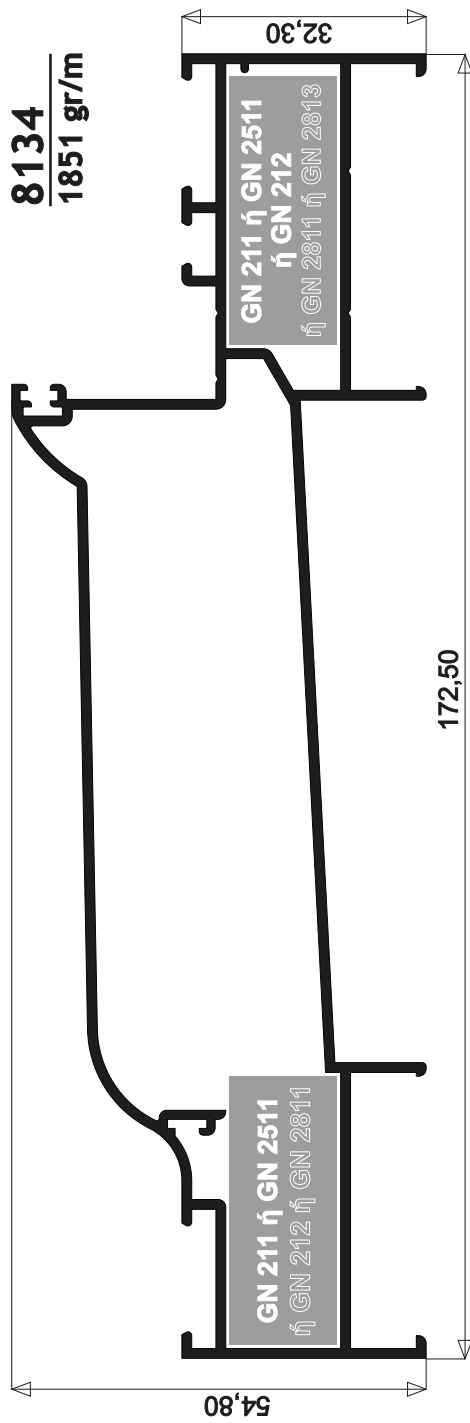
METALOUMIN

8000

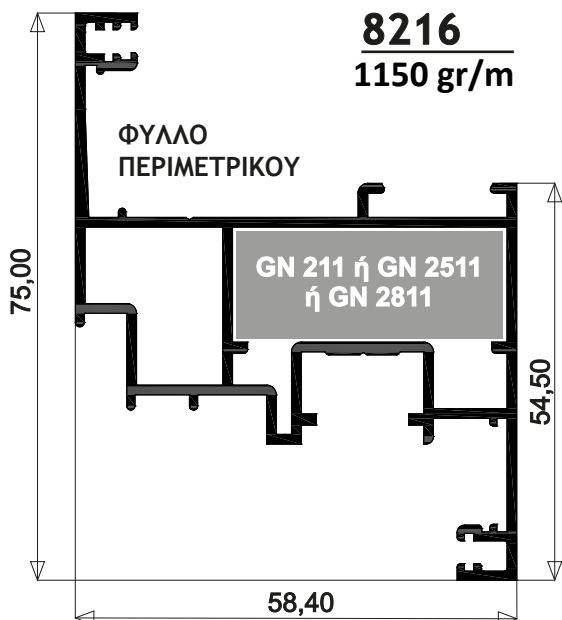
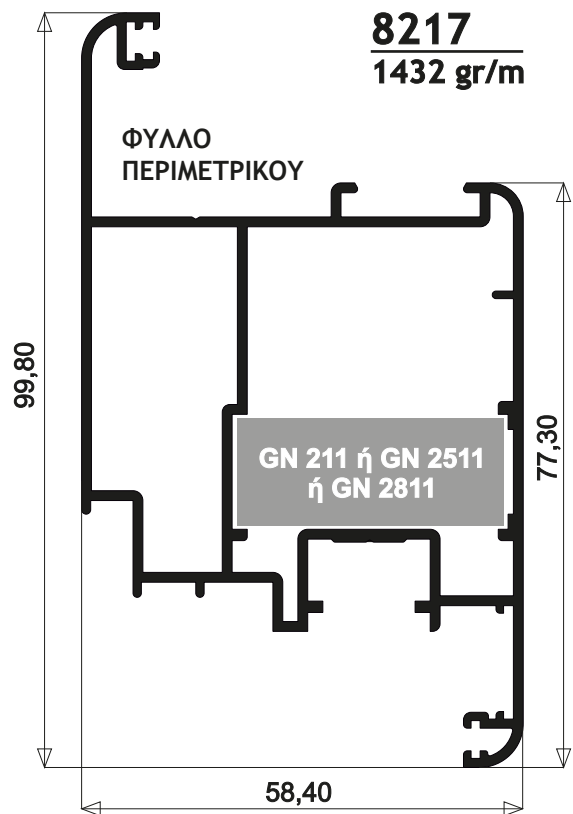
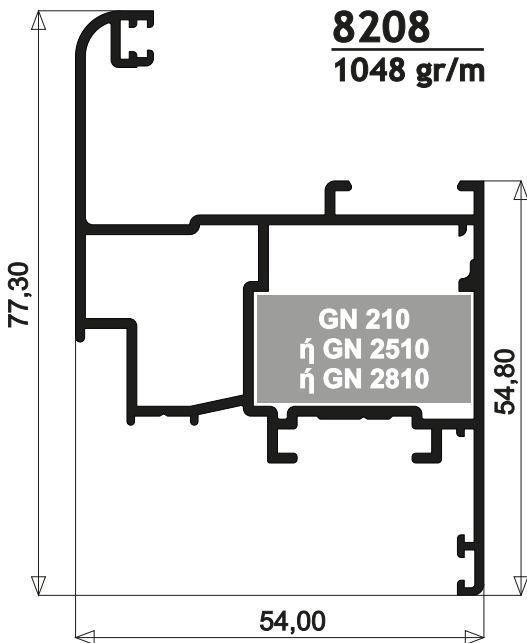
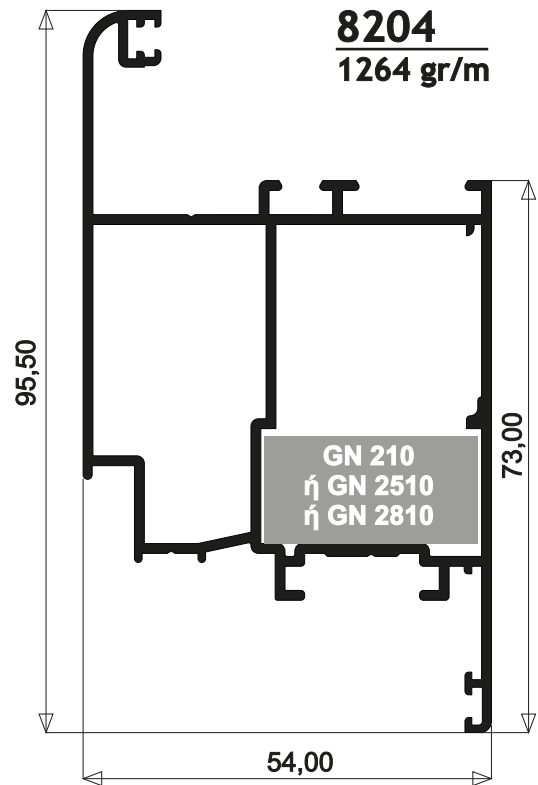
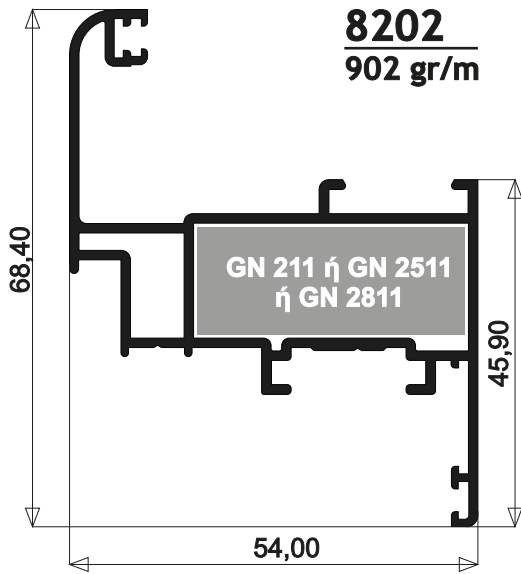


METALOUMIN

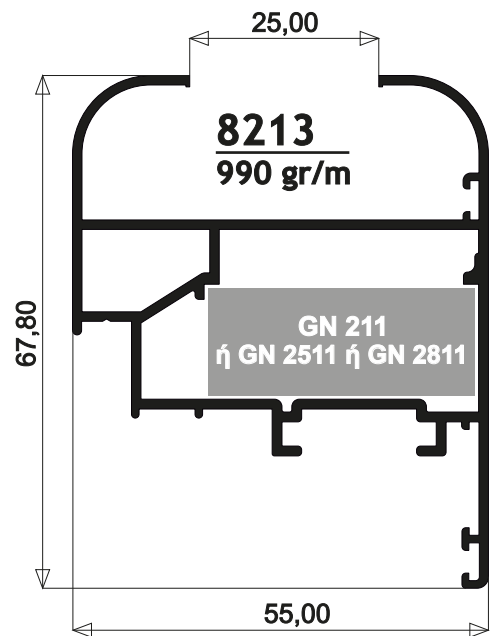
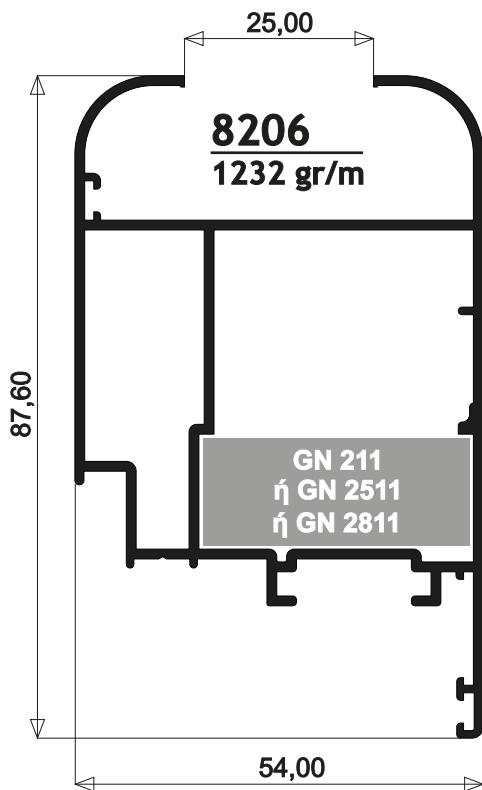
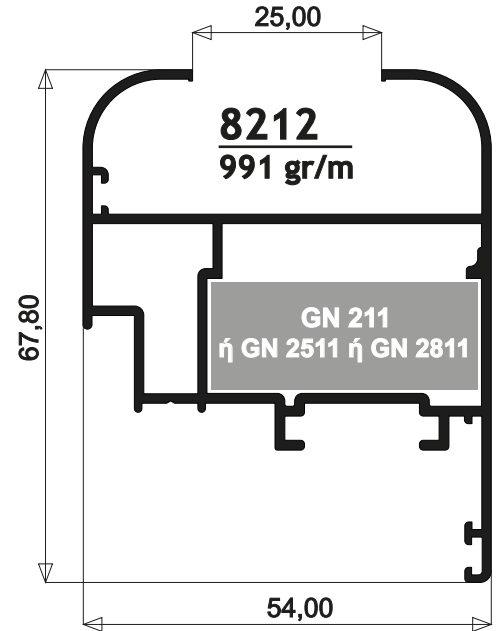
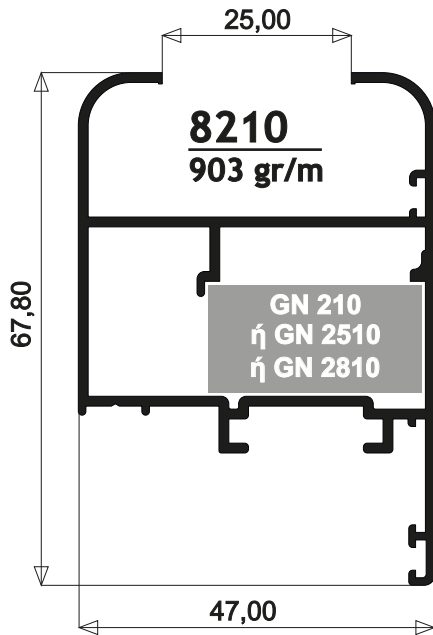
ΠΡΟΦΙΛ 1:1
profiles 1:1



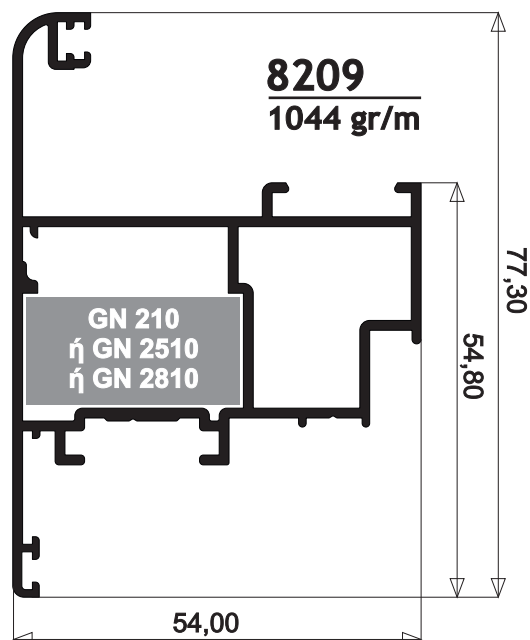
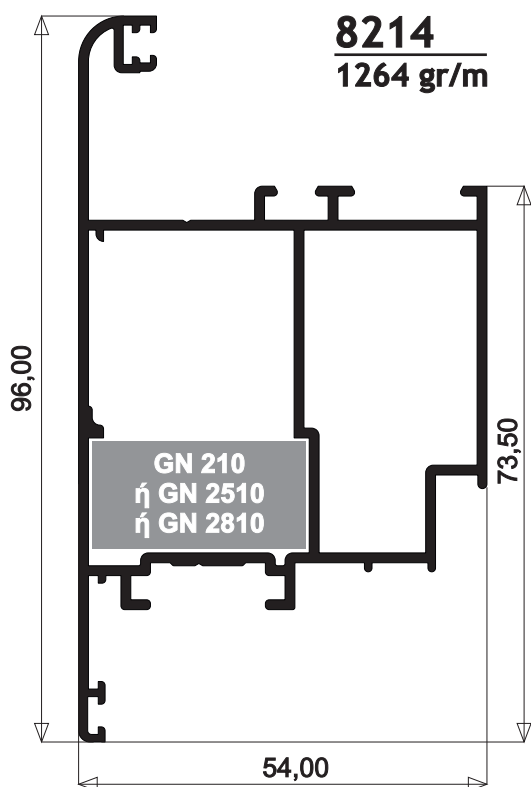
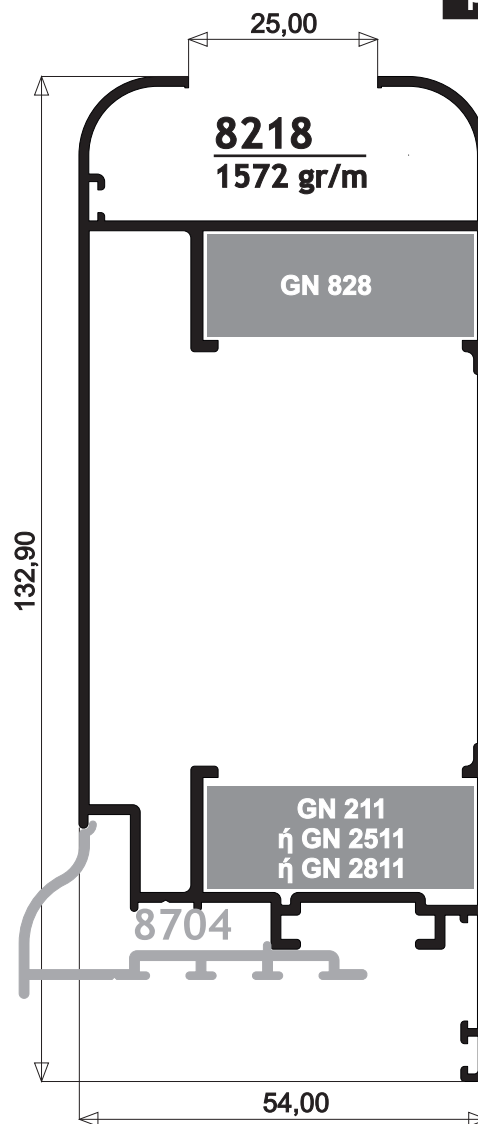
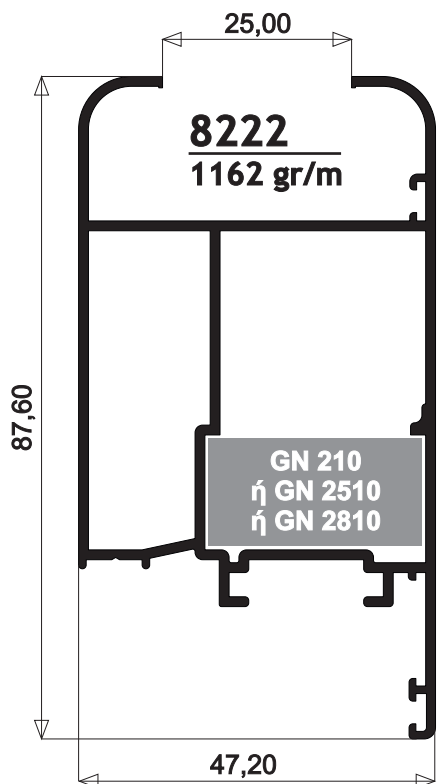
**ΠΡΟΦΙΛ 1:1
profiles 1:1**



ΠΡΟΦΙΛ 1:1
profiles 1:1

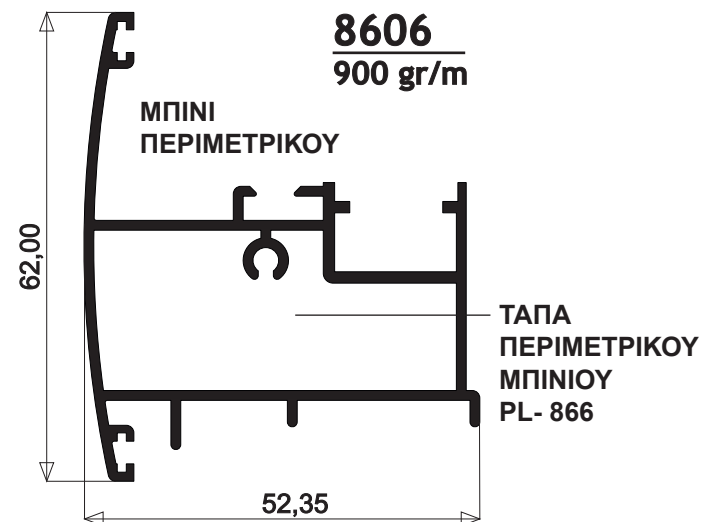
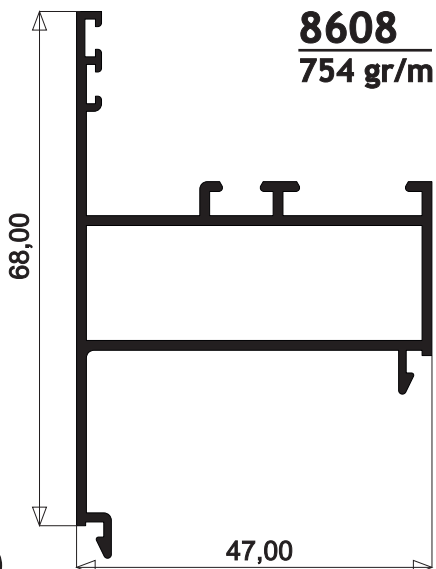
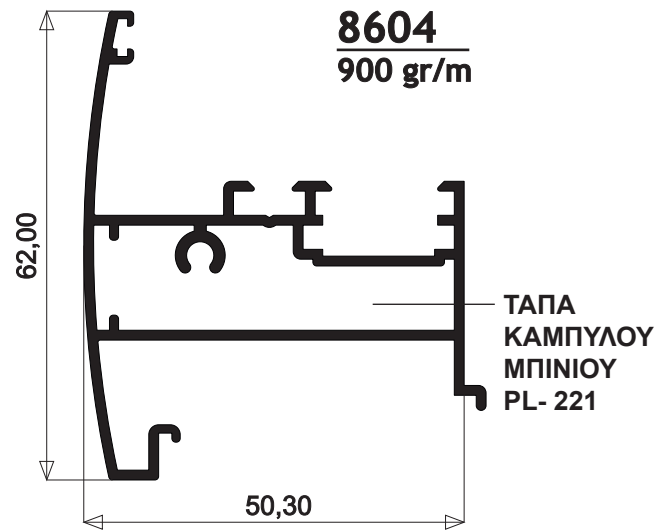
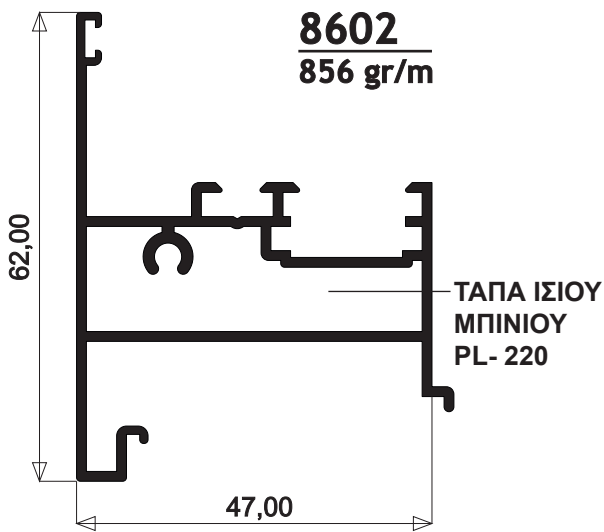
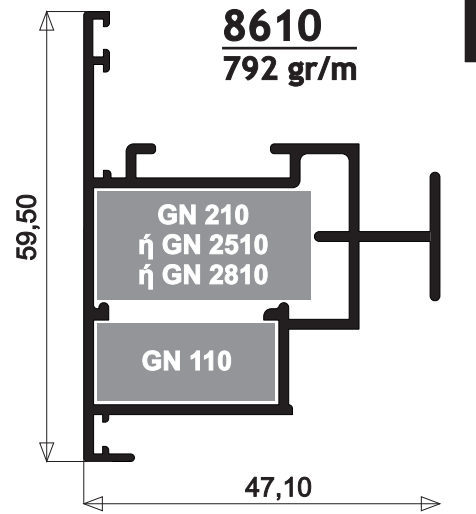
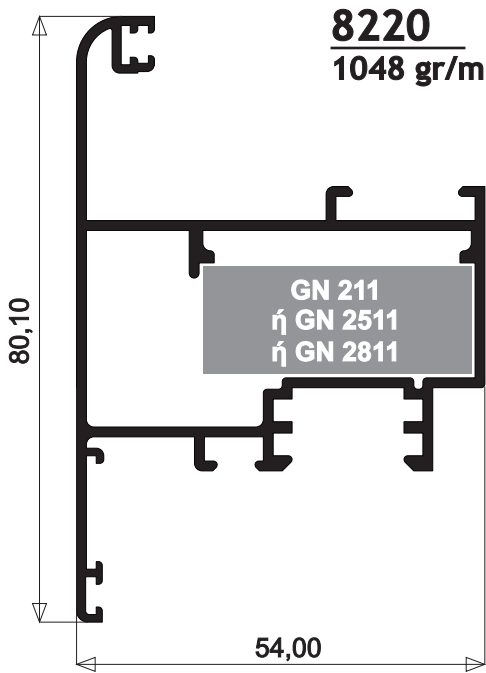


ΠΡΟΦΙΛ 1:1
profiles 1:1

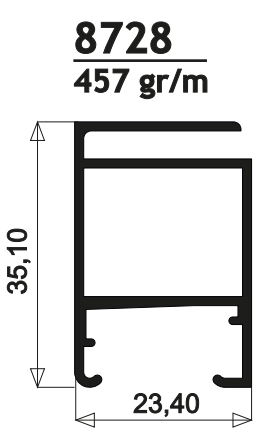
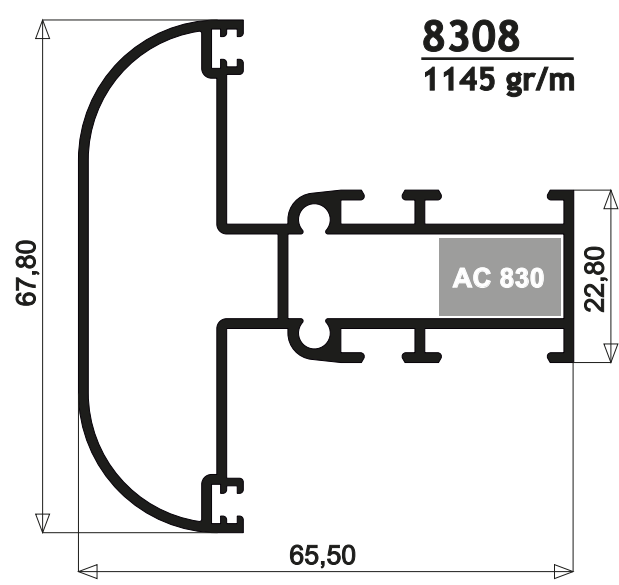
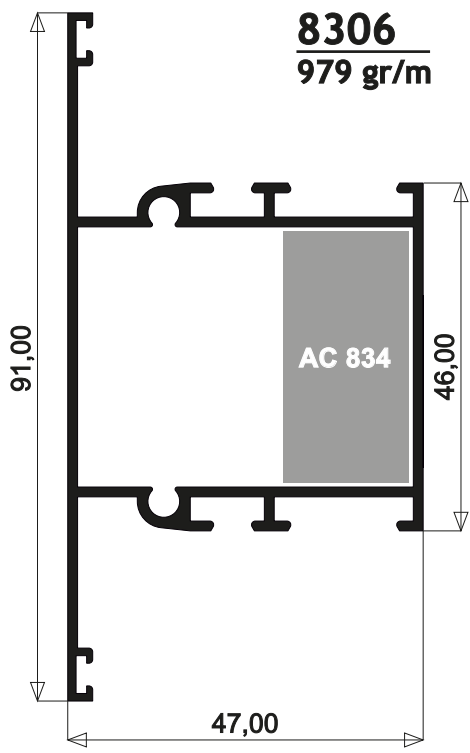
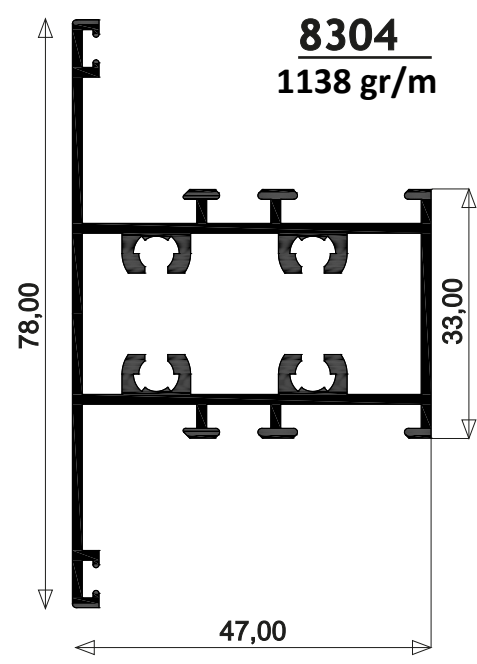
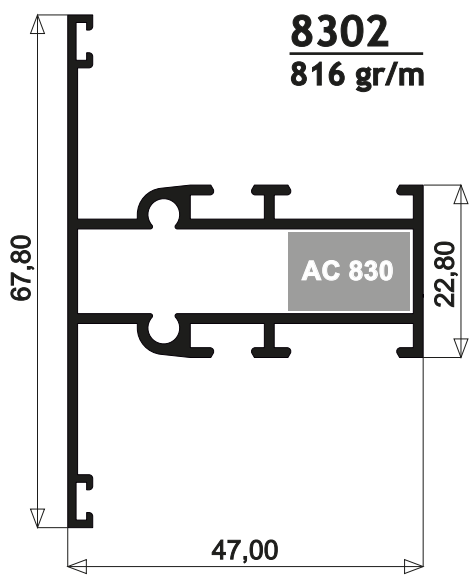




ΠΡΟΦΙΛ 1:1
profiles 1:1

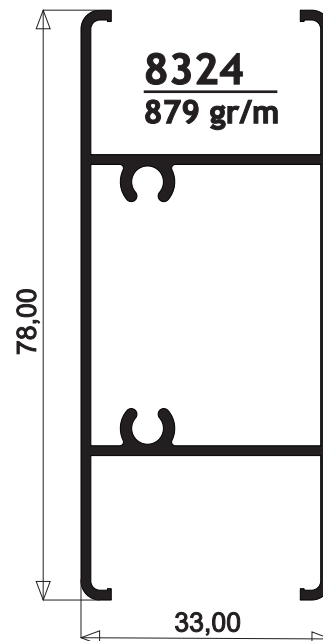
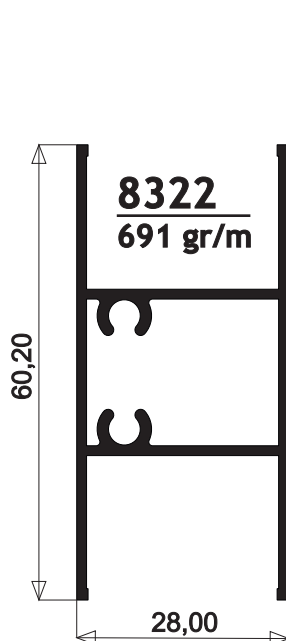
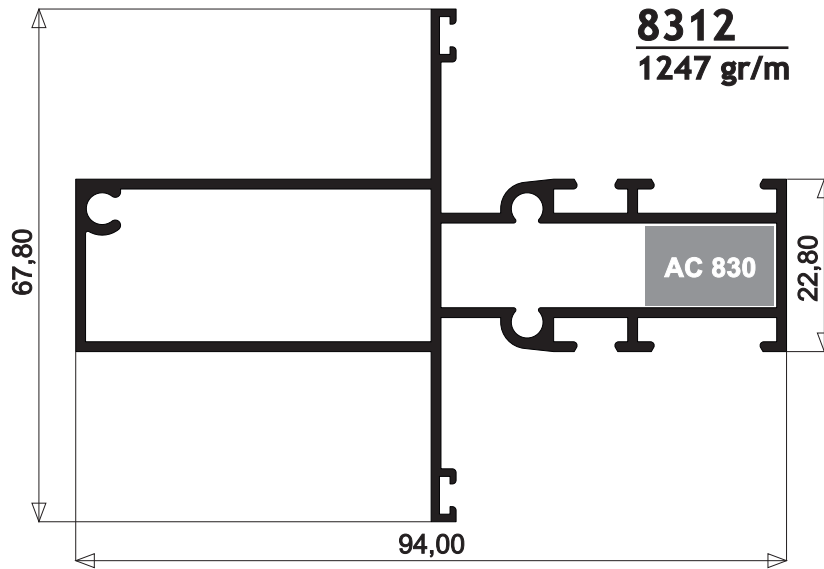
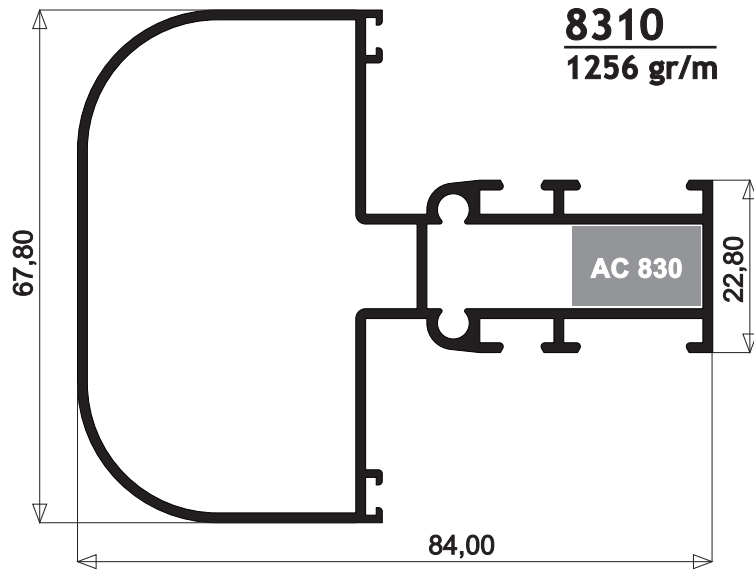


ΠΡΟΦΙΛ 1:1
profiles 1:1

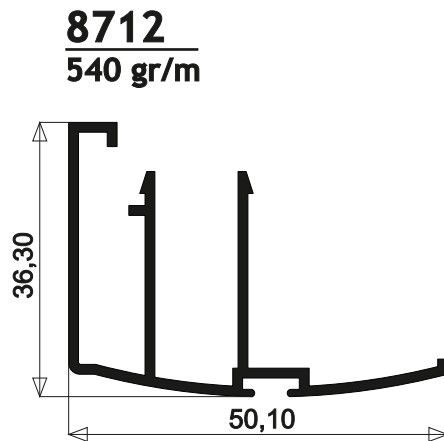
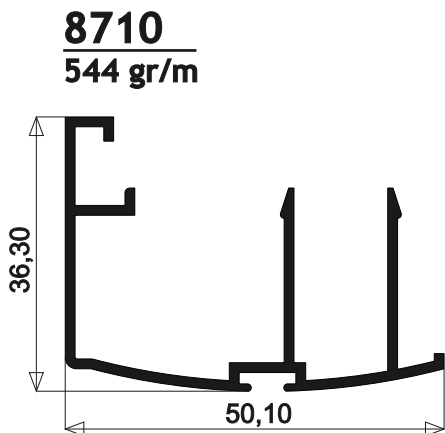
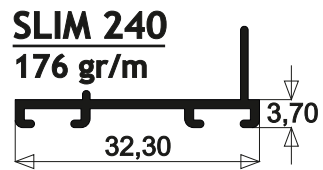

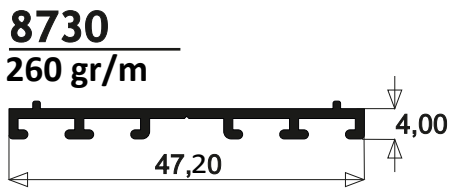
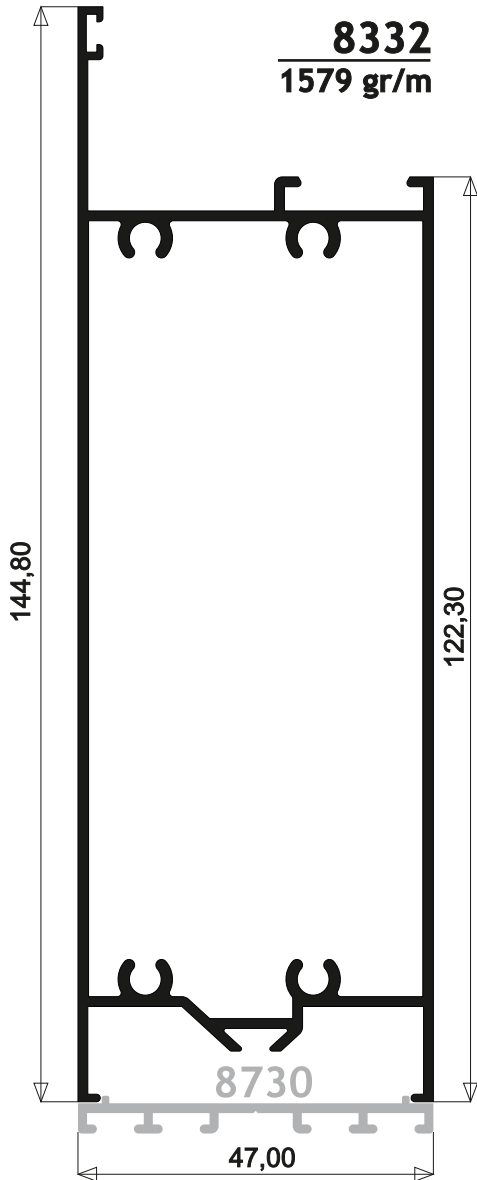




ΠΡΟΦΙΛ 1:1
profiles 1:1

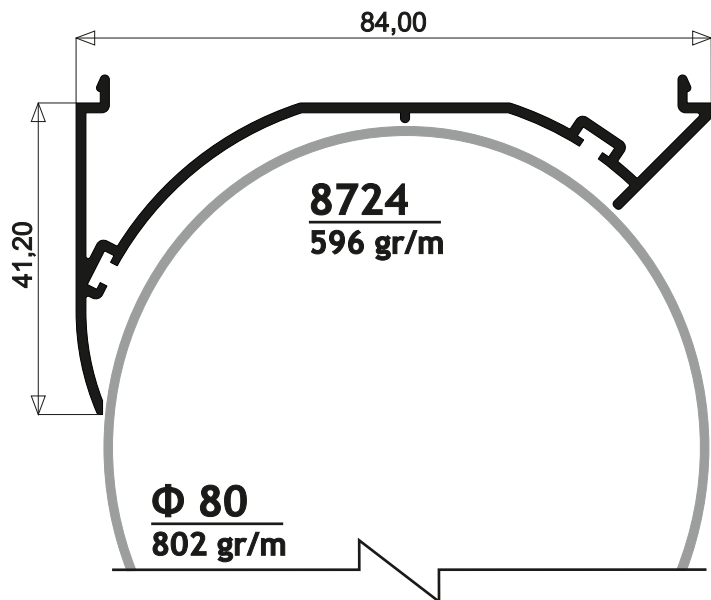
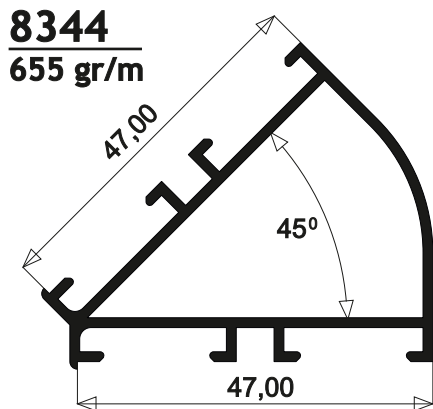
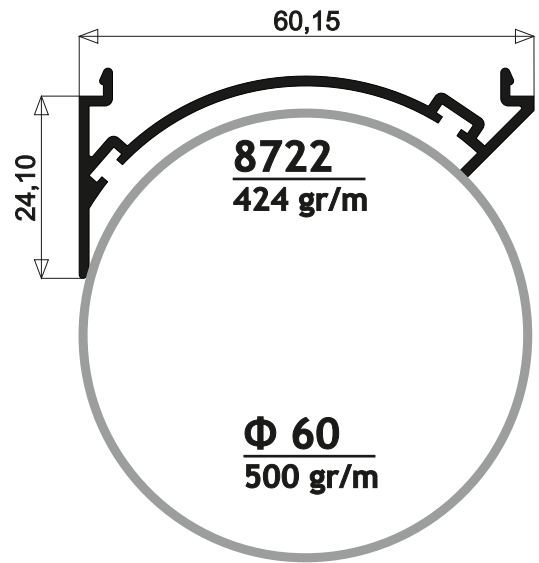
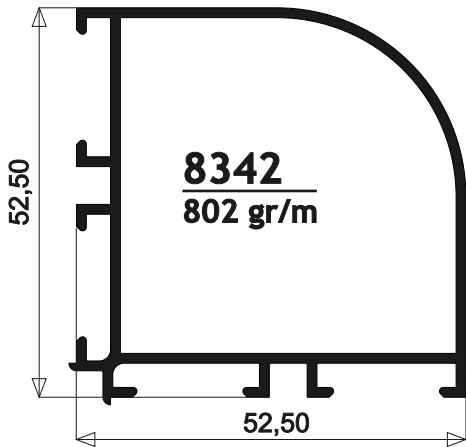
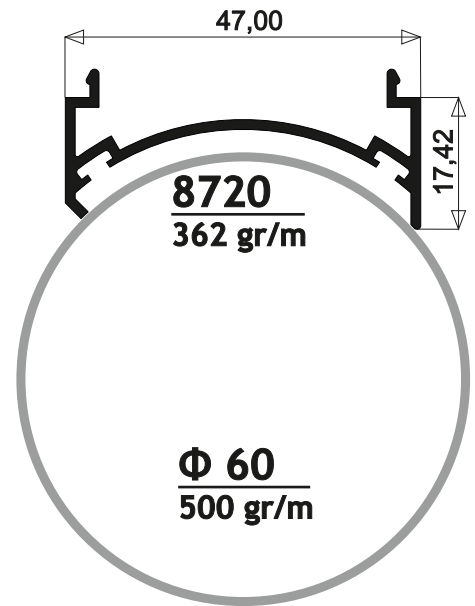
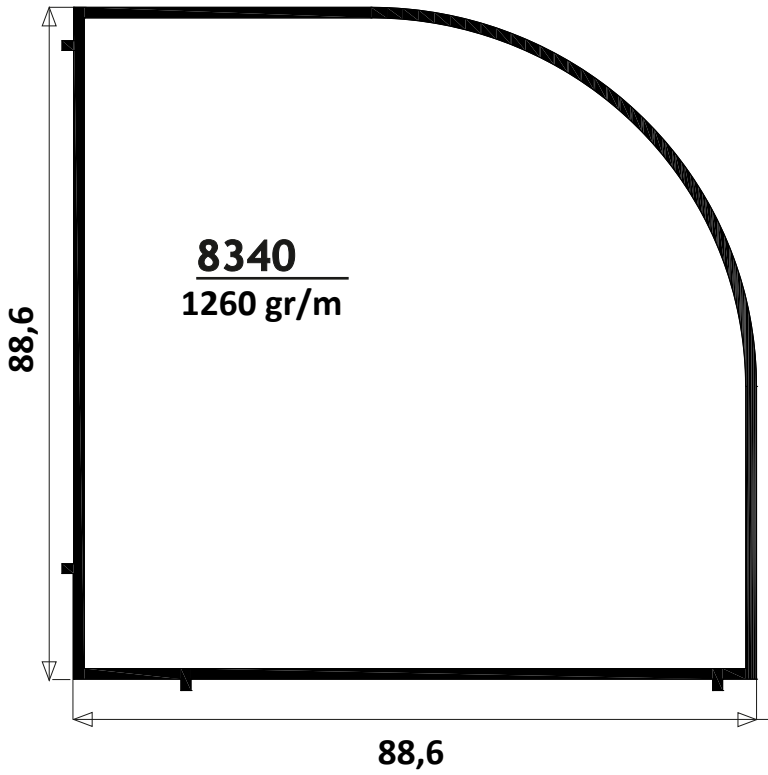


ΠΡΟΦΙΛ 1:1
profiles 1:1

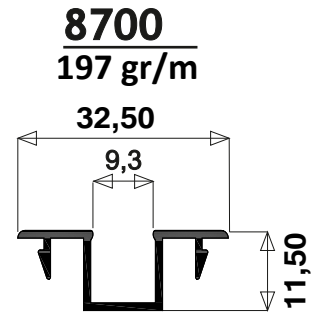
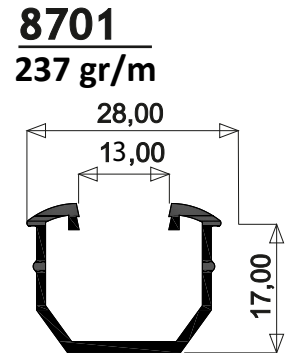
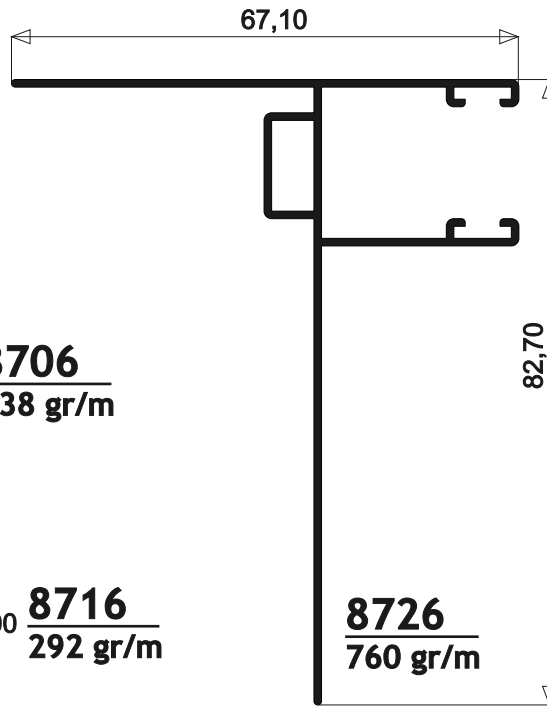
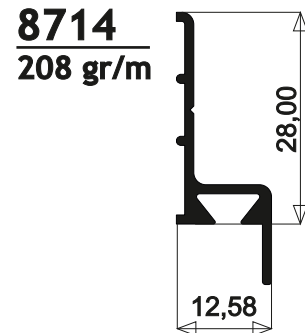
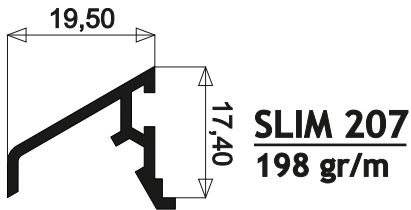
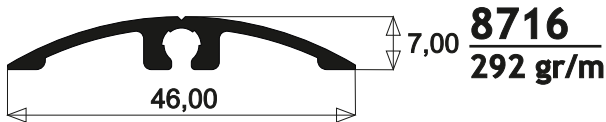
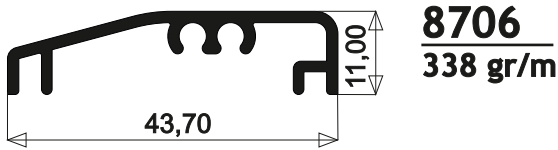
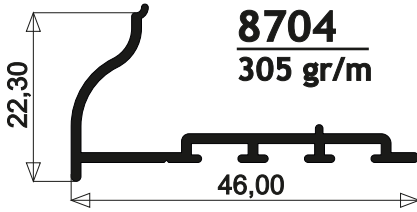




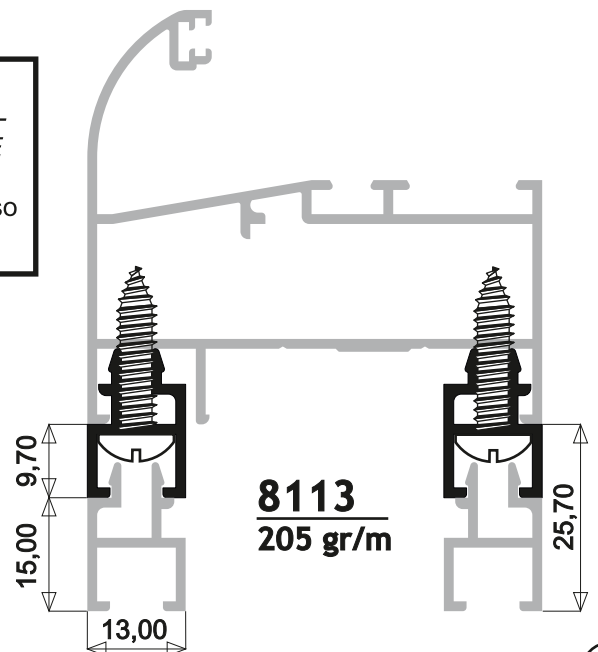
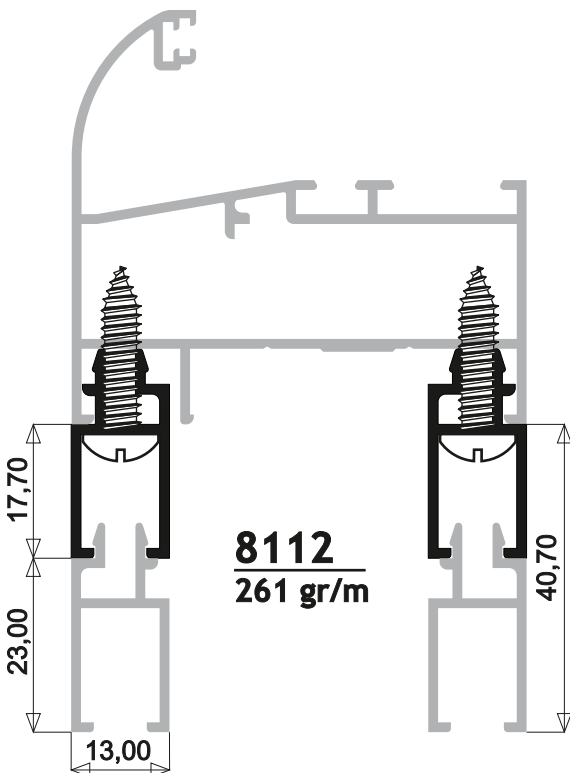
ΠΡΟΦΙΛ 1:1
profiles 1:1



ΠΡΟΦΙΛ 1:1
profiles 1:1



ΣΗΜΕΙΩΣΗ
ΤΟ 8112 ΣΥΝΕΡ-
ΓΑΖΕΤΑΙ ΚΑΙ ΜΕ
ΤΟ 8113
ext 8113 clips also
on ext 8112





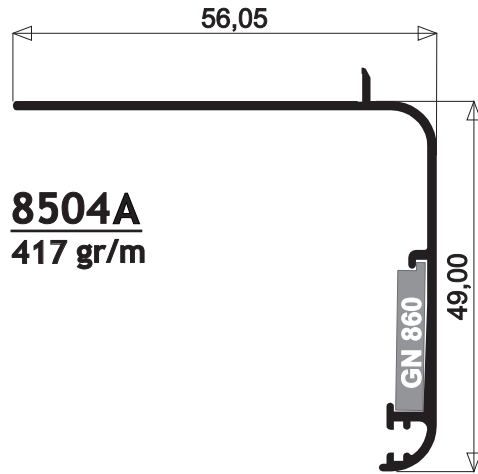
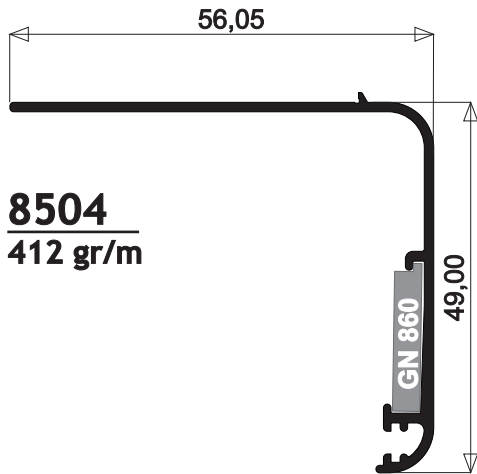
METALOU MIN

8000

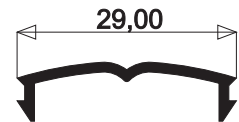
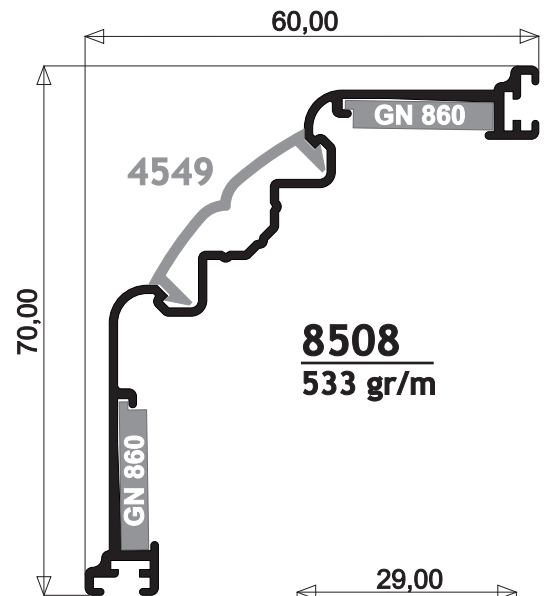
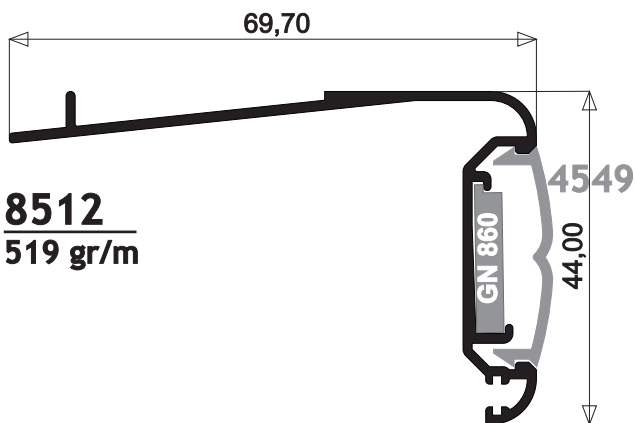
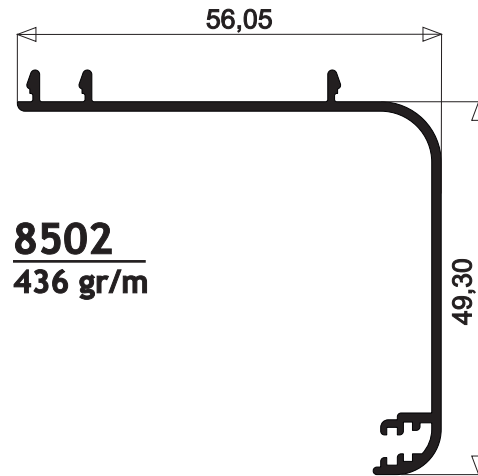
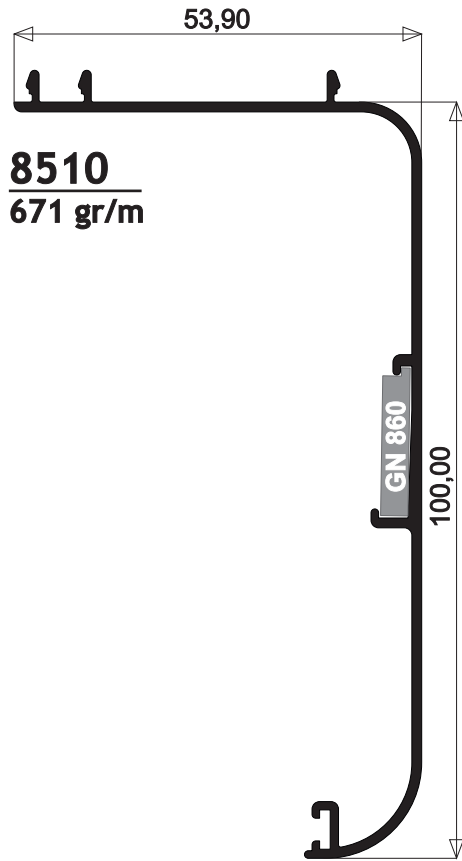
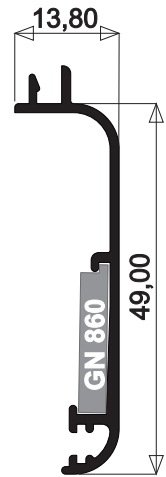


METALOU MIN

ΠΡΟΦΙΛ 1:1
profiles 1:1

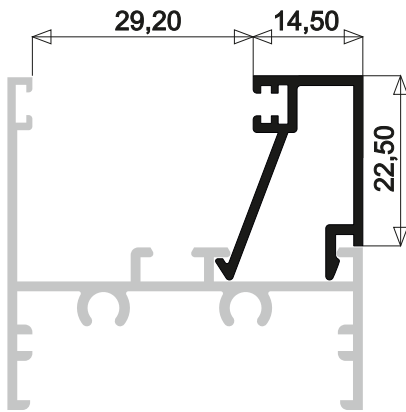


8506
285 gr/m

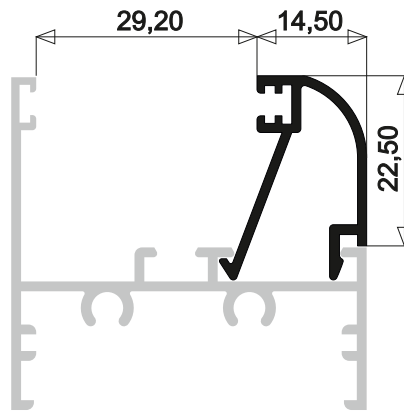


ΠΡΟΦΙΛ 1:1
profiles 1:1

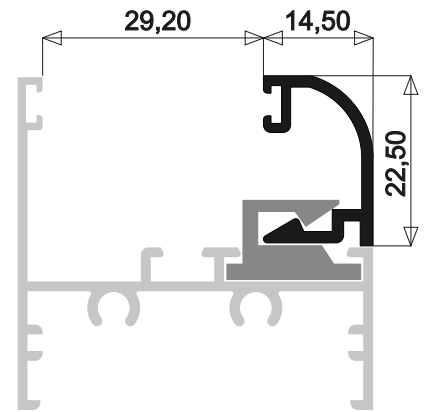
8408
271 gr/m



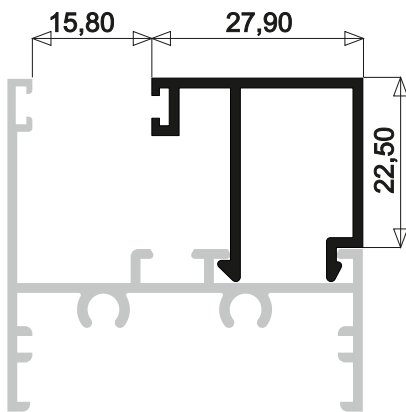
8406
255 gr/m



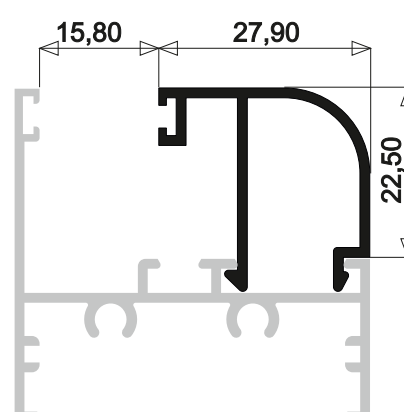
8410
232 gr/m



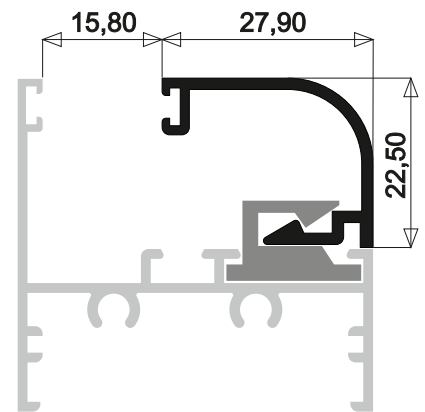
5013
333 gr/m



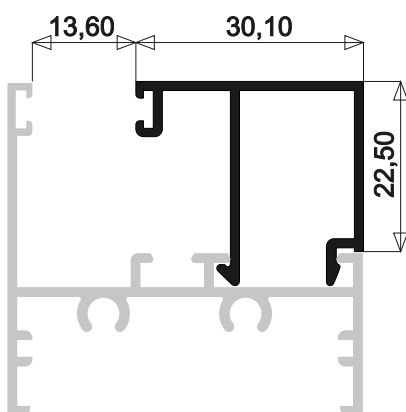
5013-A
317 gr/m



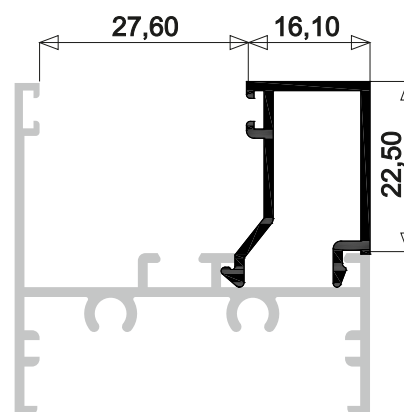
8412
284 gr/m



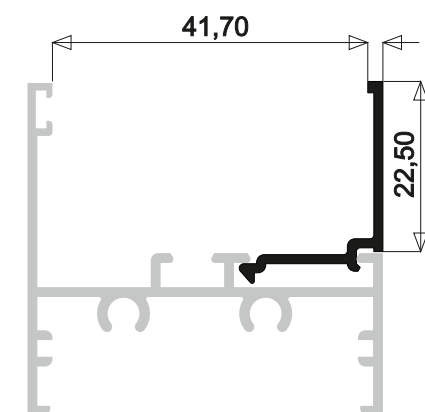
8402
317 gr/m



8404
254 gr/m



8414
150 gr/m





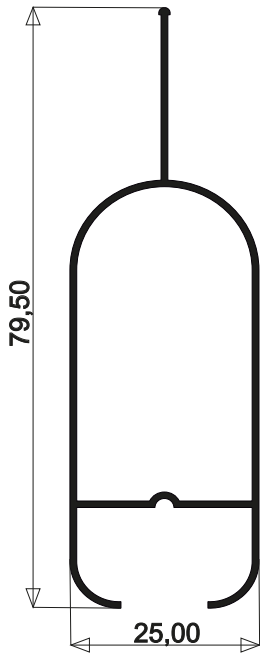
METALOUMIN

8000

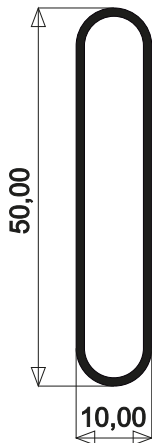


METALOUMIN

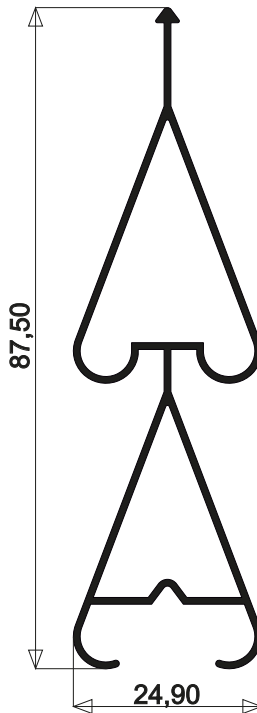
ΠΡΟΦΙΛ 1:1
profiles 1:1



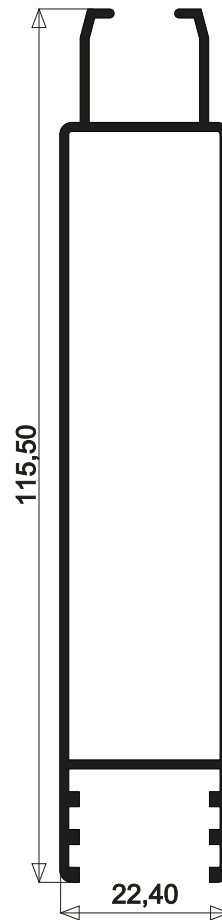
25520
440 gr/m



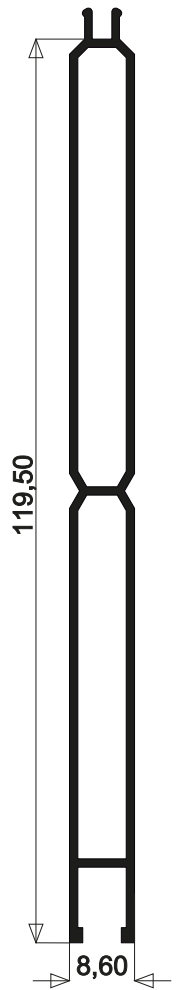
10X50
322 gr/m



25521-A
483 gr/m



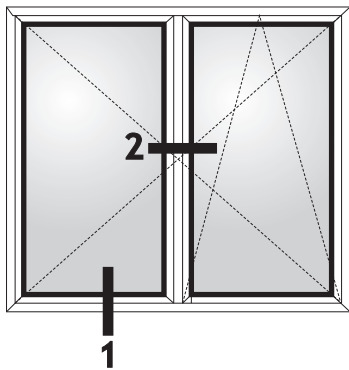
25351
933 gr/m



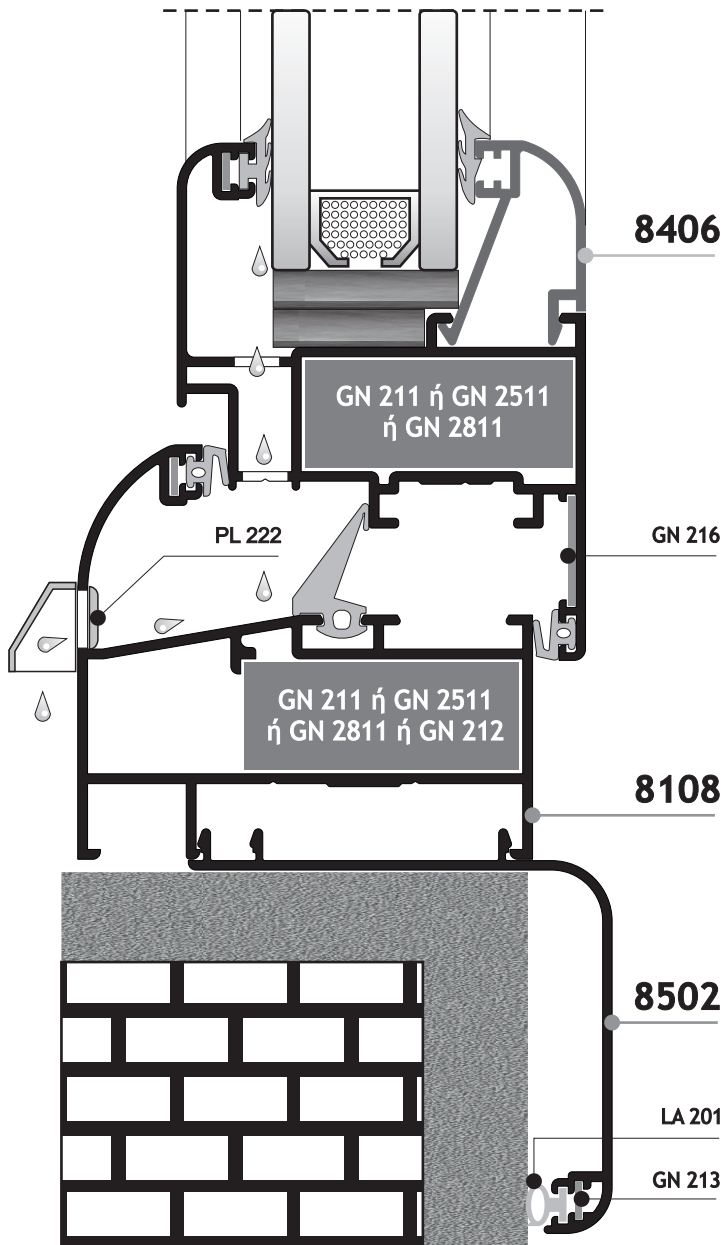
9700
790 gr/m

ΔΙΦΥΛΛΟ ΑΝΟΙΓΟΑΝΑΚΛΙΝΟΜΕΝΟ
double frame tilt & turn window

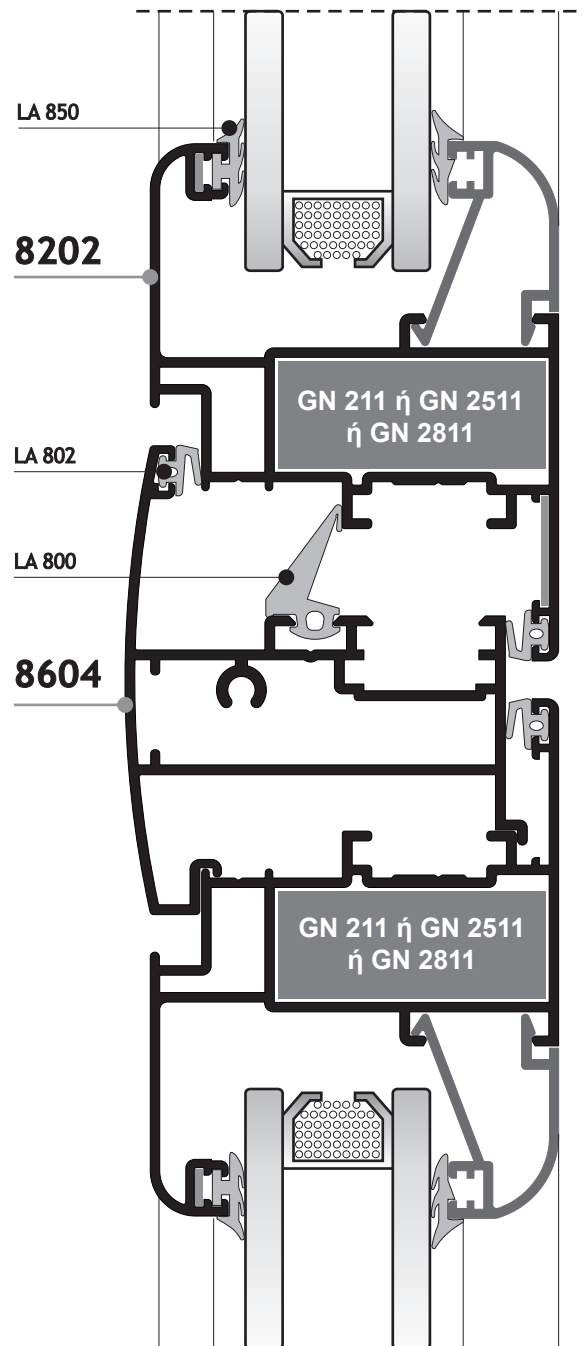
TOMEΣ sections



TOMH 1
section 1

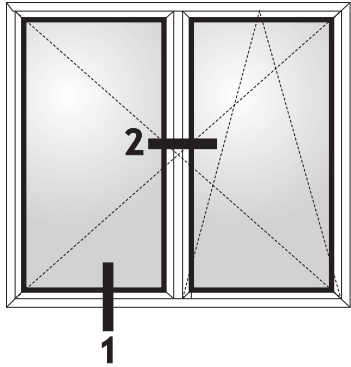


TOMH 2
section 2

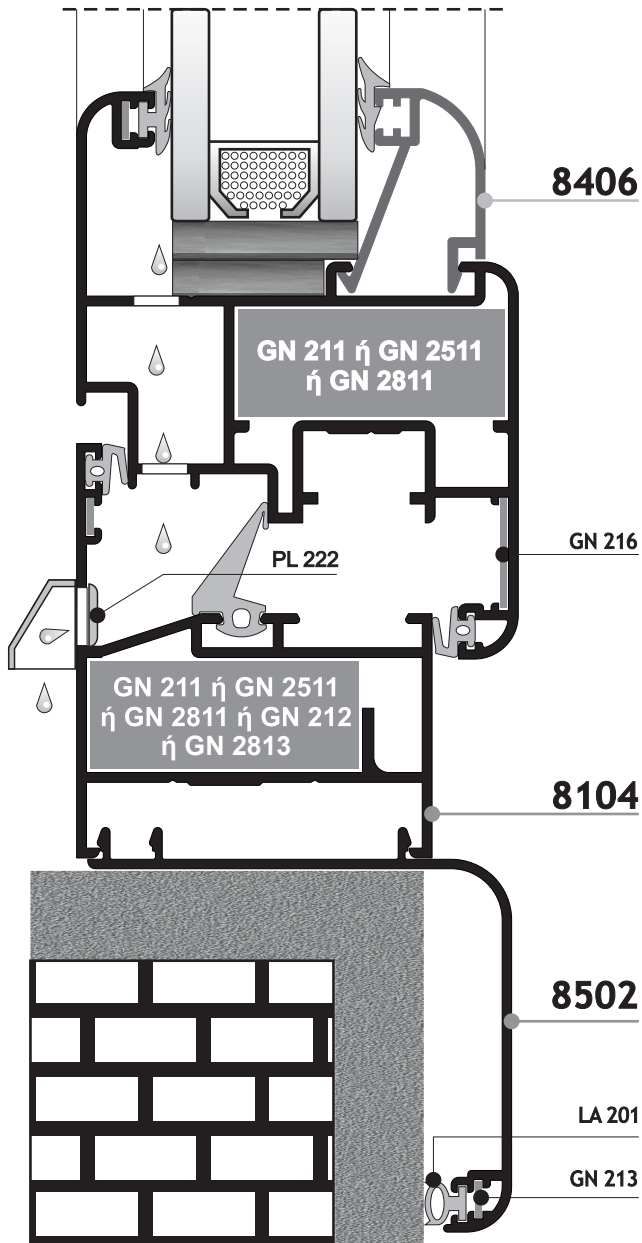


**ΔΙΦΥΛΛΟ ΑΝΟΙΓΟΑΝΑΚΛΙΝΟΜΕΝΟ
ΜΕ ΠΕΡΙΜΕΤΡΙΚΟ ΜΗΧΑΝΙΣΜΟ**
double frame tilt & turn window
with multilock mechnism

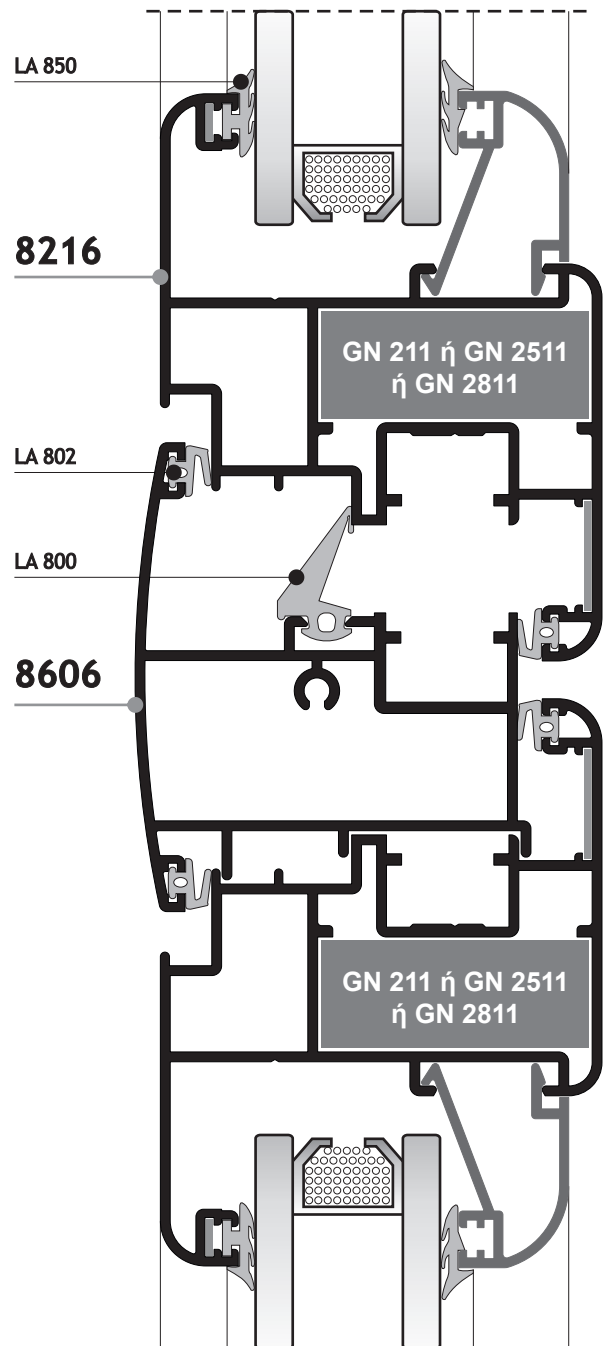
TOMEΣ
sections



TOMH 1
section 1



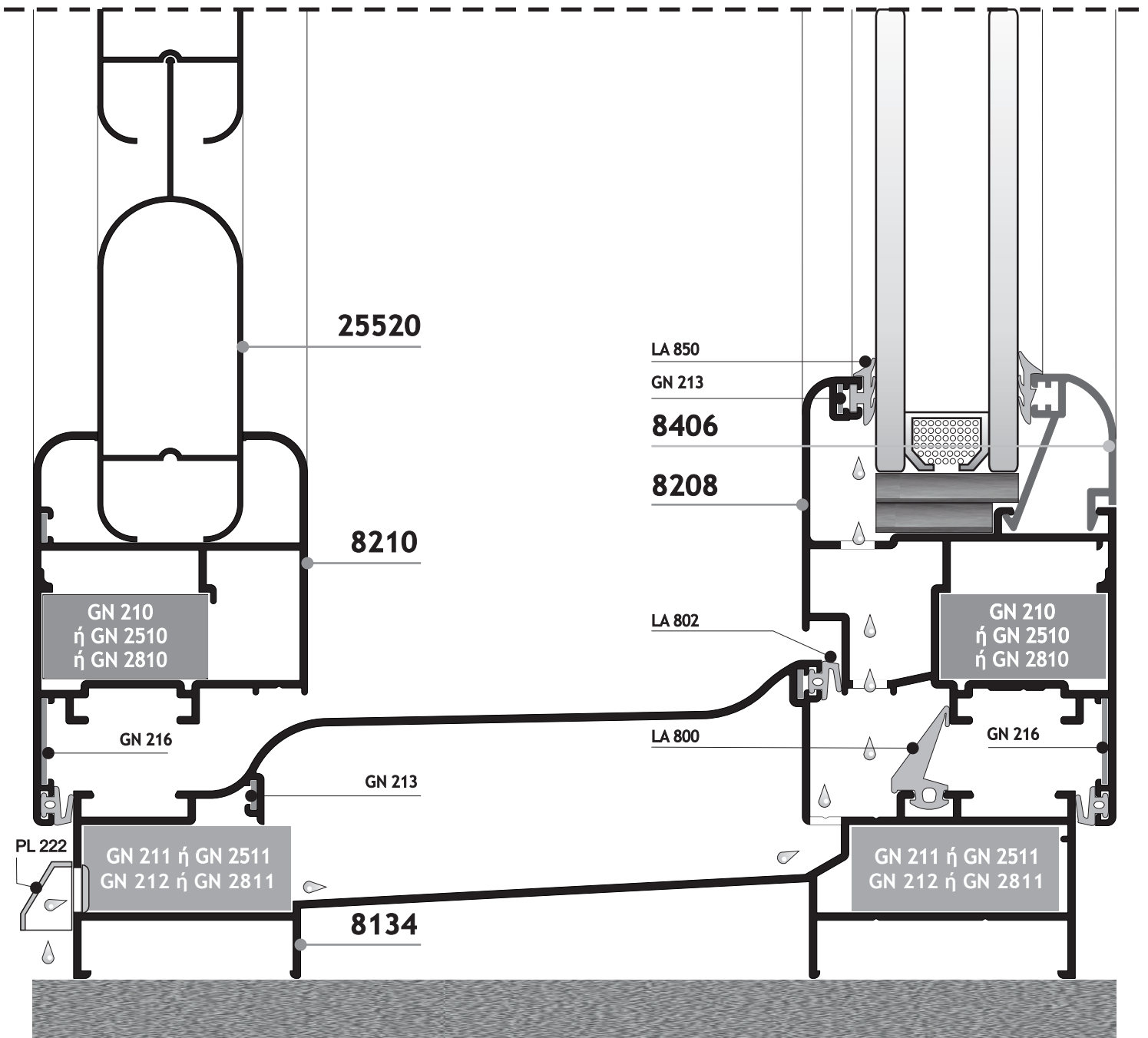
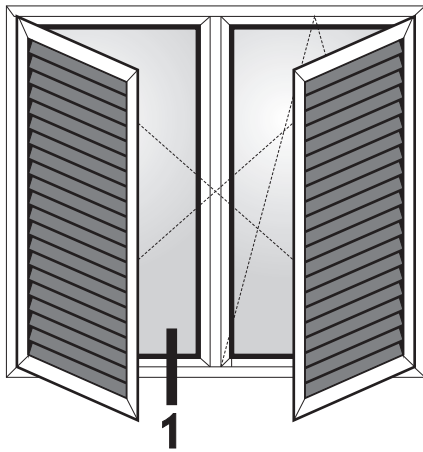
TOMH 2
section 2



TOMES
sections

**ΔΙΦΥΛΛΗ ΜΠΑΛΚΟΝΟΠΟΡΤΑ
ΑΝΟΙΓΟΑΝΑΚΛΙΝΟΜΕΝΗ
ΜΕ ΔΙΦΥΛΛΟ ΠΑΝΤΖΟΥΡΙ**
double frame tilt & turn door
with shutters

TOMH 1
section 1

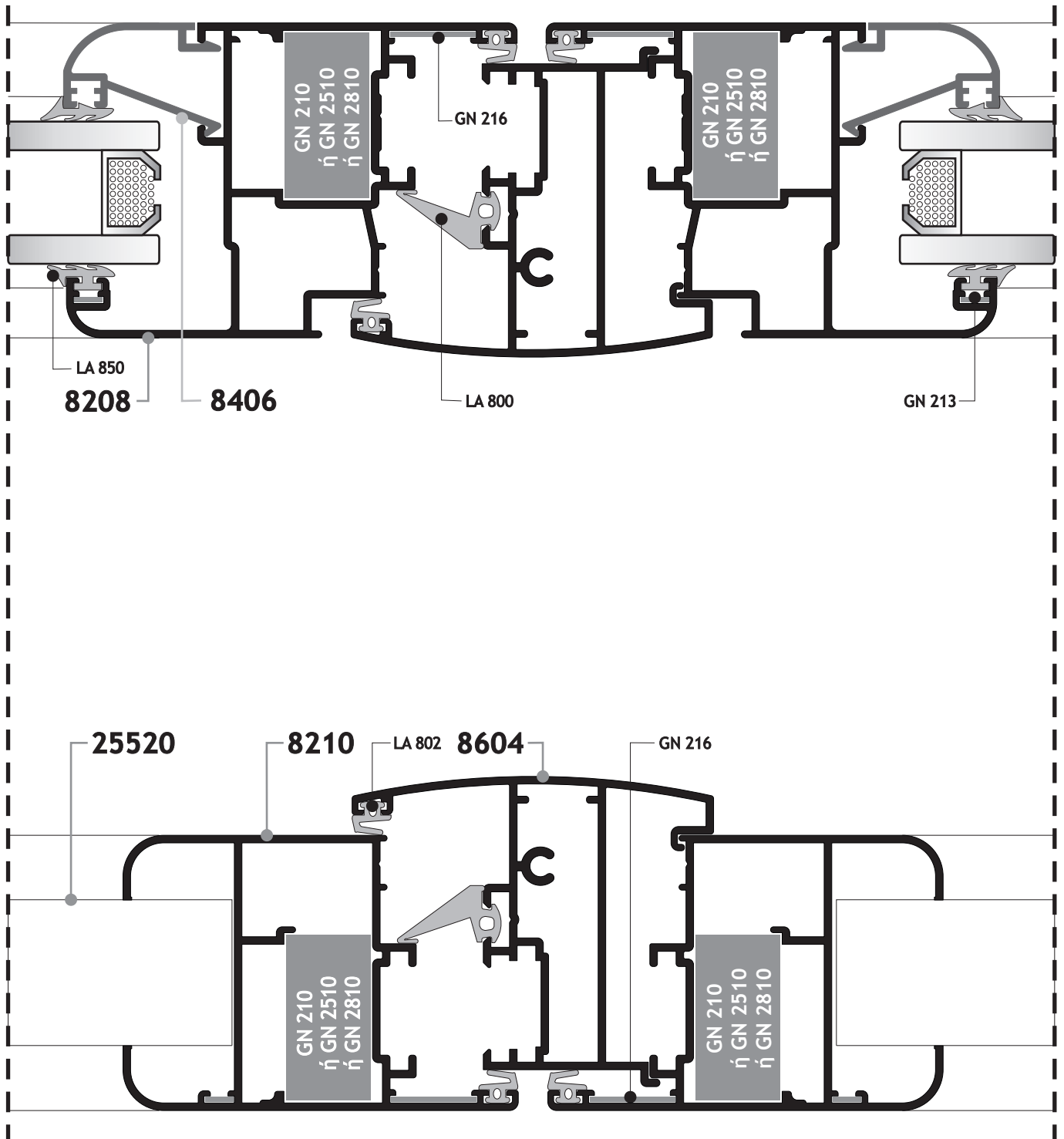


TOMES
sections

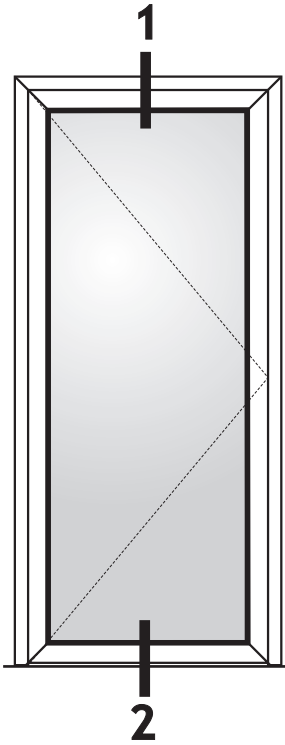
TOMH 2
section 2



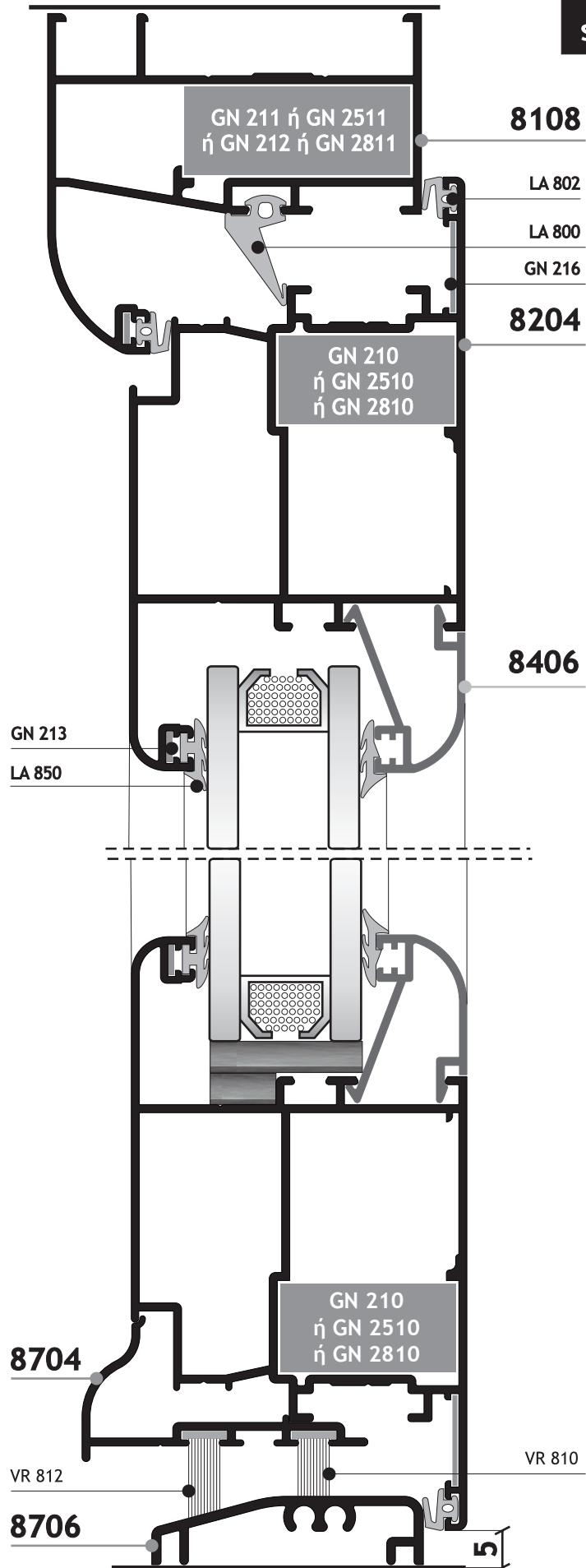
**ΔΙΦΥΛΛΟ ΠΑΡΑΘΥΡΟ
ΑΝΟΙΓΟΑΝΑΚΛΙΝΟΜΕΝΟ
ΜΕ ΔΙΦΥΛΛΟ ΠΑΝΤΖΟΥΡΙ**
double frame tilt & turn window
with shutters



**ΠΟΡΤΑ ΜΟΝΟΦΥΛΛΗ
ΑΝΟΙΓΟΜΕΝΗ**
single swing in door

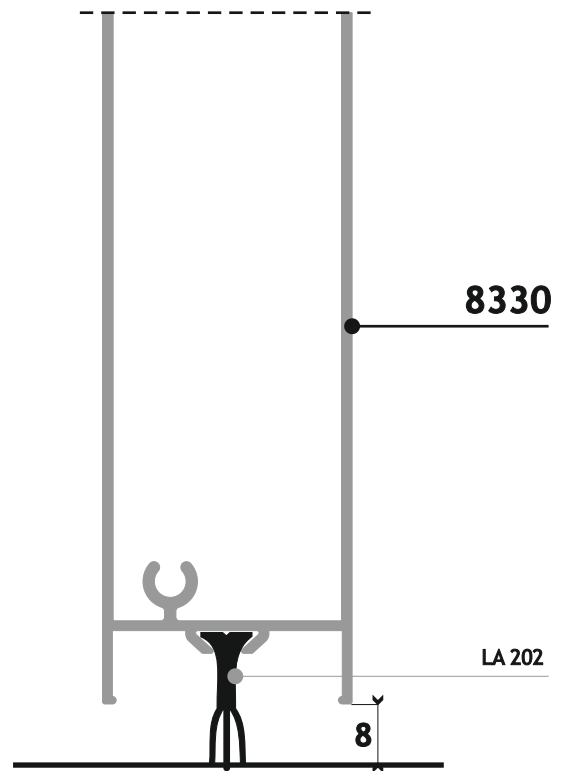
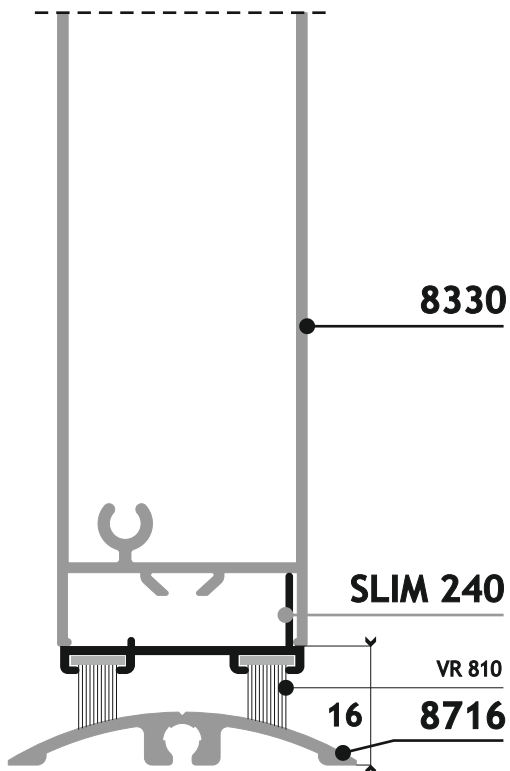
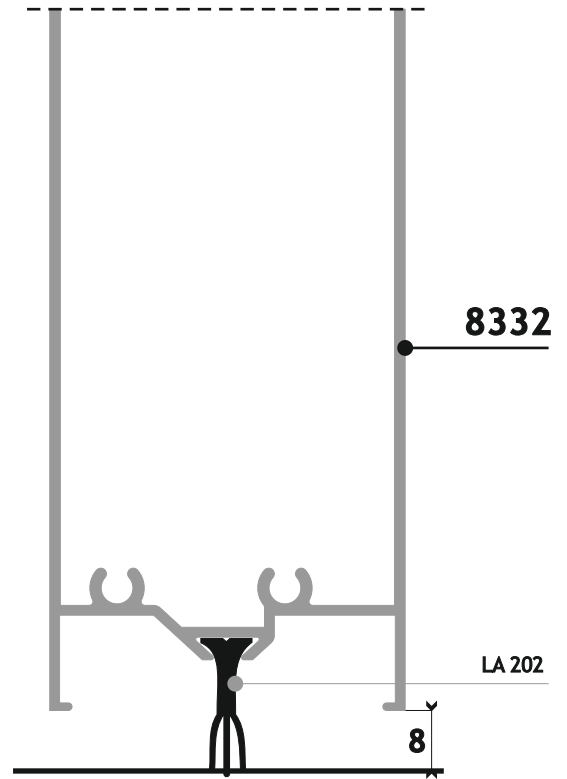
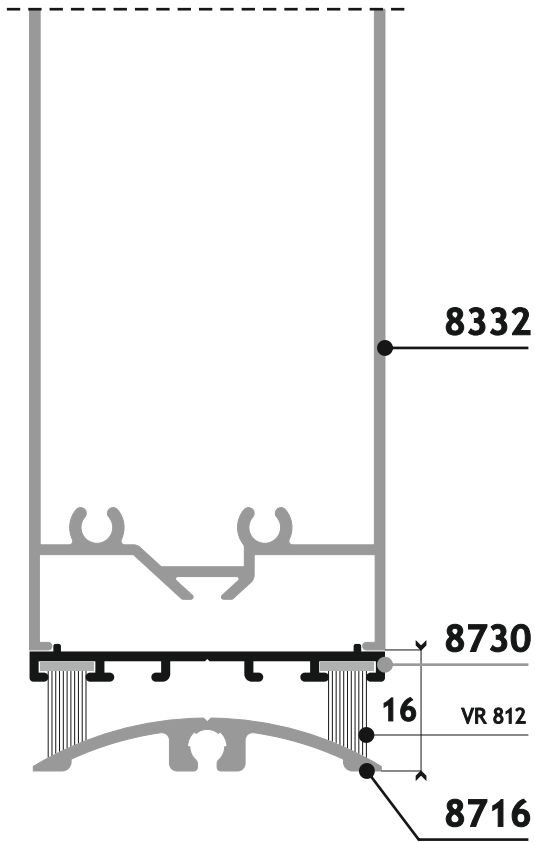


TOMEΣ
sections

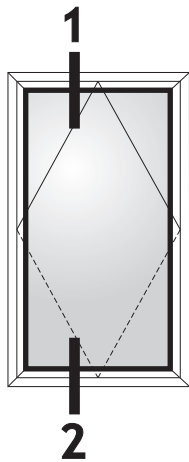


ΤΑΜΠΛΑΔΕΣ
bottom rails

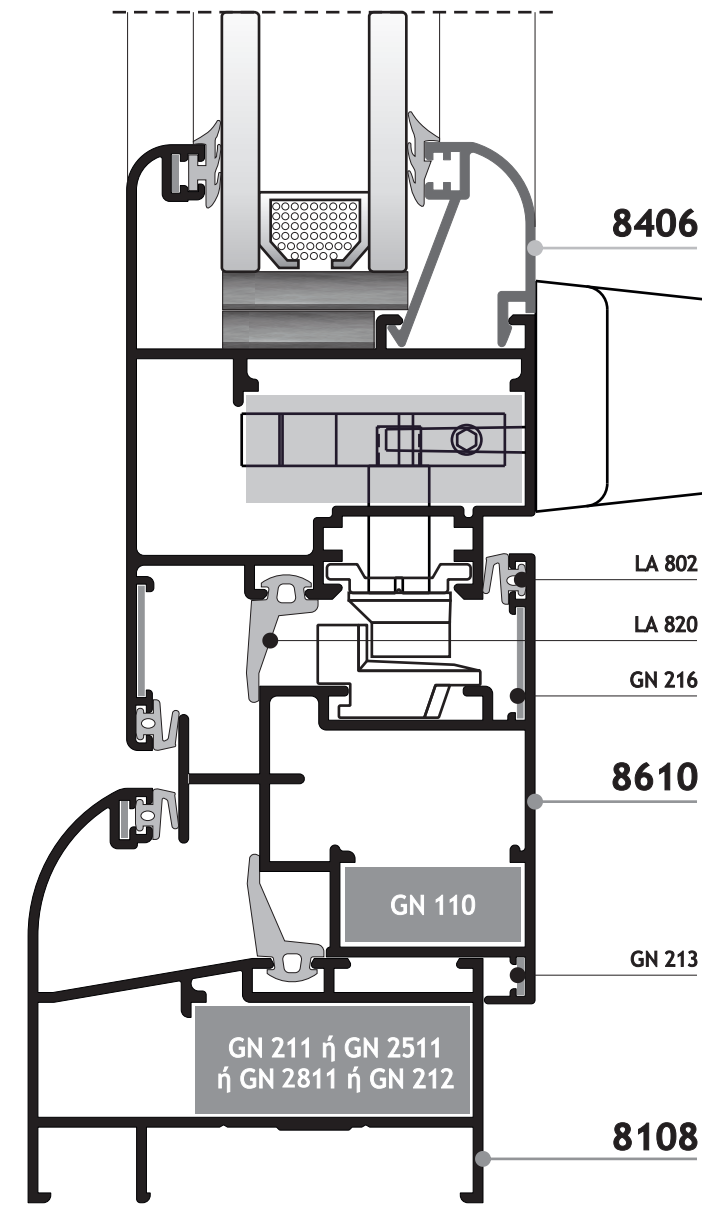
TOMES
sections



ΜΟΝΟΦΥΛΛΟ ΠΕΡΙΣΤΡΕΦΟΜΕΝΟ
single pivoting window

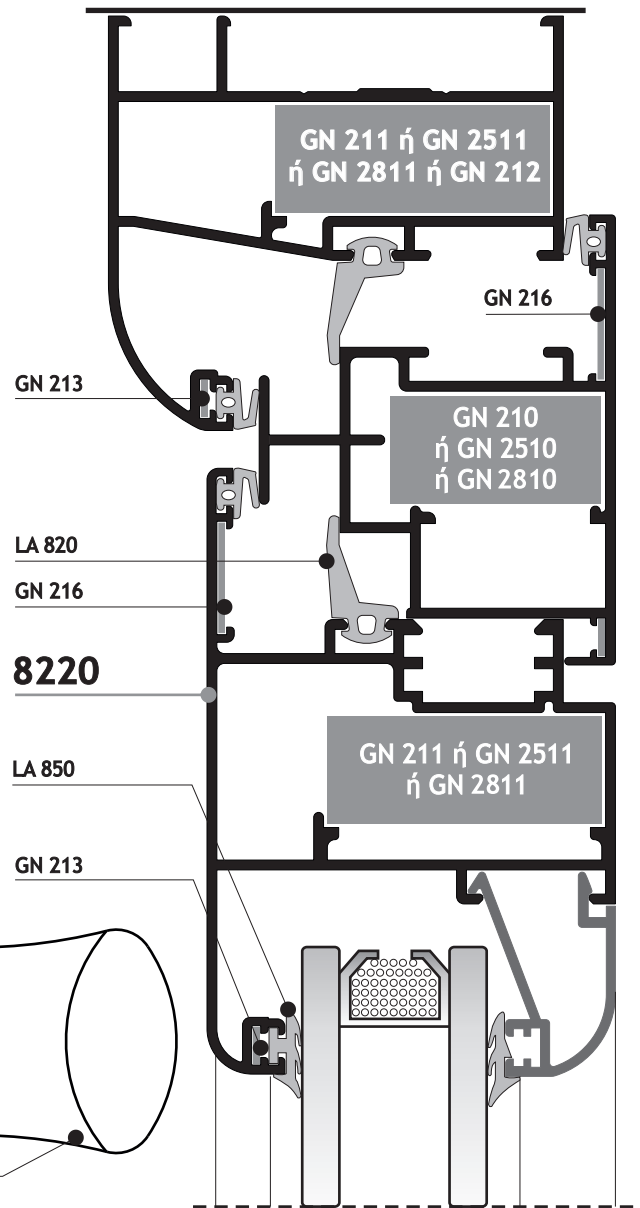


TOMH 2
section 2



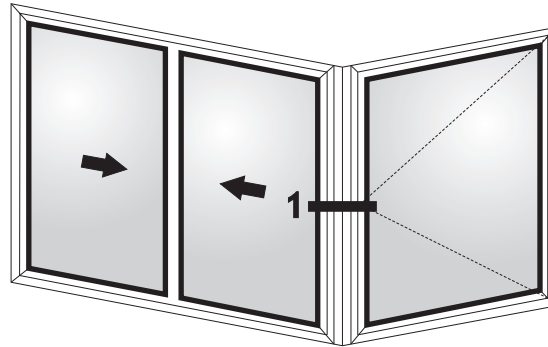
TOMH 1
section 1

TOMEΣ
sections

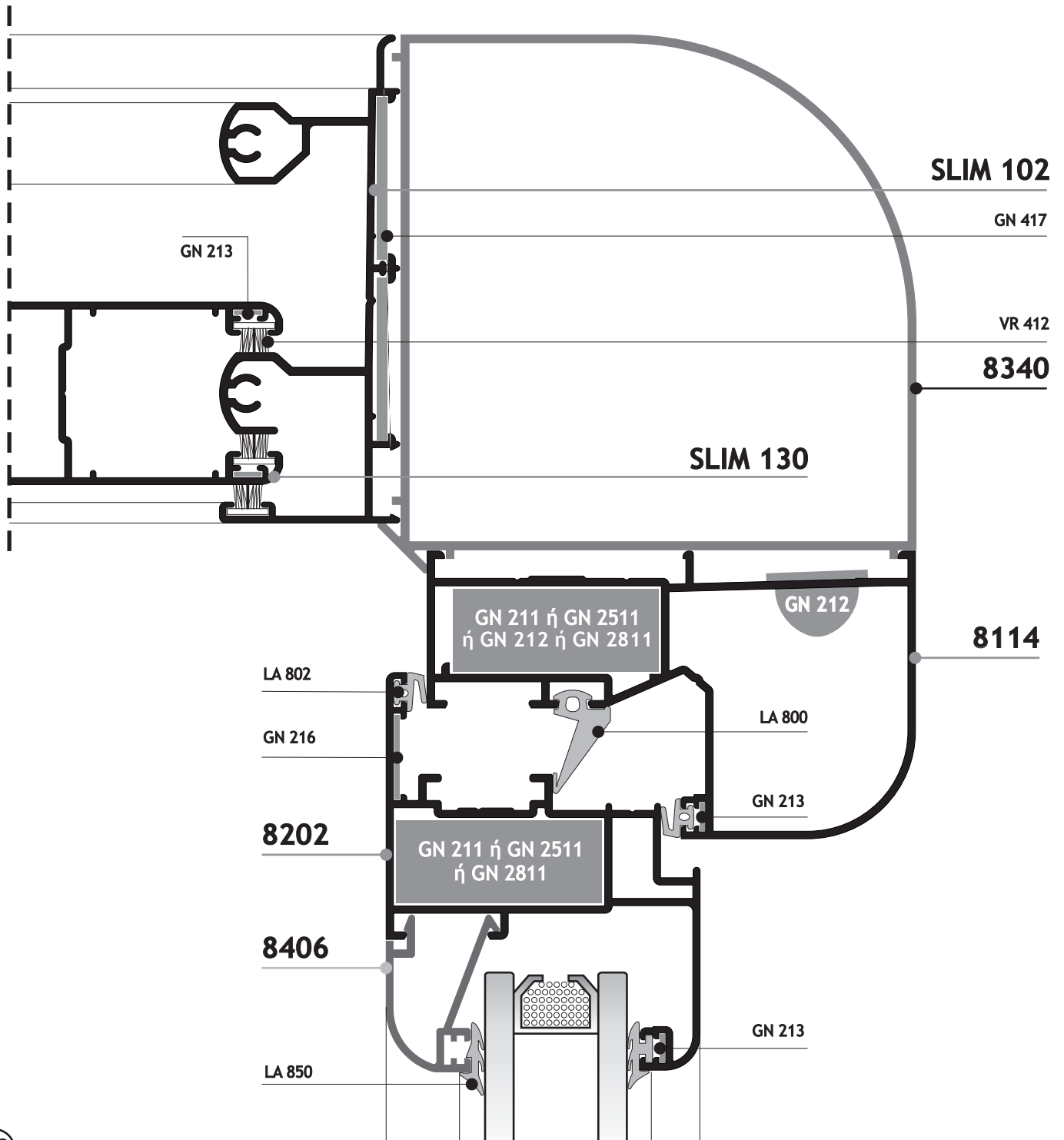


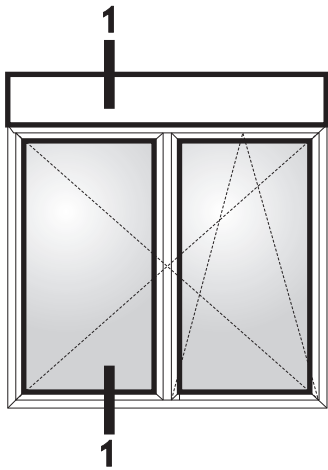
ΓΩΝΙΑΚΗ ΚΑΤΑΣΚΕΥΗ 90° ΜΟΙΡΩΝ
90° corner assembly

TOMEΣ
sections



TOMH 1
section 1

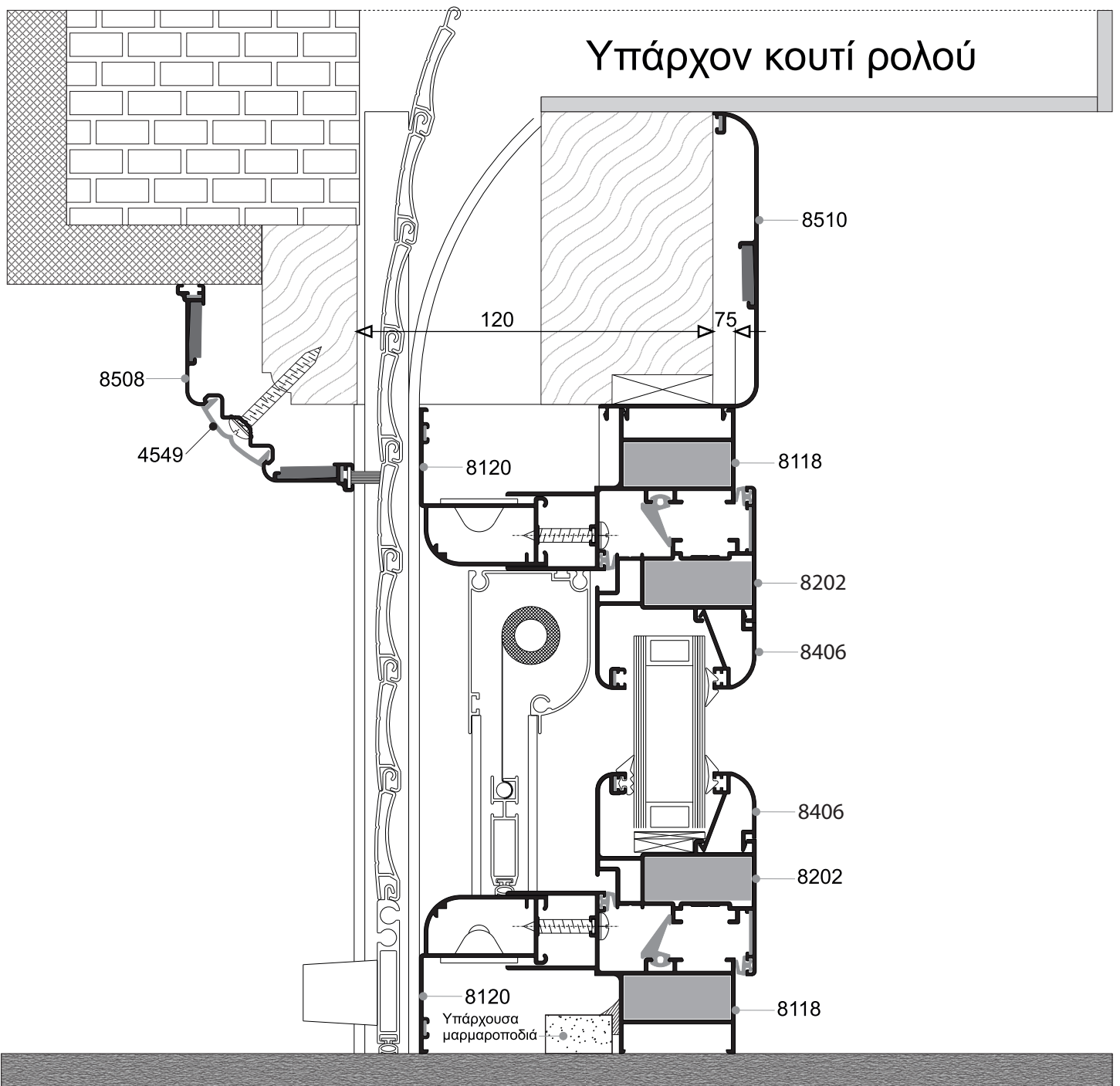




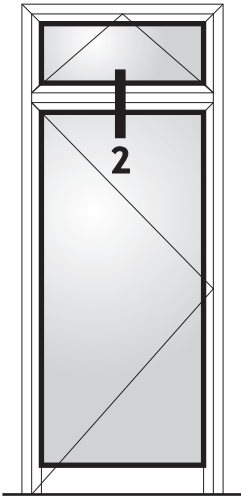
Αντικατάσταση ξύλινης μπαλκονόπορτας (τζάμι-ρολό) με το σύστημα αντικατάστασης **ΜΕΤΑΛΟΥΜΙΝ** (τζάμι-σήτα-ρολό)

ΟΛΕΣ ΤΙΣ ΛΕΠΤΟΜΕΡΕΙΕΣ ΤΟΥ ΣΥΣΤΗΜΑΤΟΣ ΑΝΤΙΚΑΤΑΣΤΑΣΗΣ ΚΑΙ ΟΙ ΠΕΡΙΠΤΩΣΕΙΣ ΠΟΥ ΚΑΛΥΠΤΕΙ, ΥΠΑΡΧΟΥΝ ΣΤΟΝ ΚΑΤΑΛΟΓΟ "ΣΥΣΤΗΜΑ ΑΝΤΙΚΑΤΑΣΤΑΣΗΣ"

ΤΟΜΗ 1
section 1

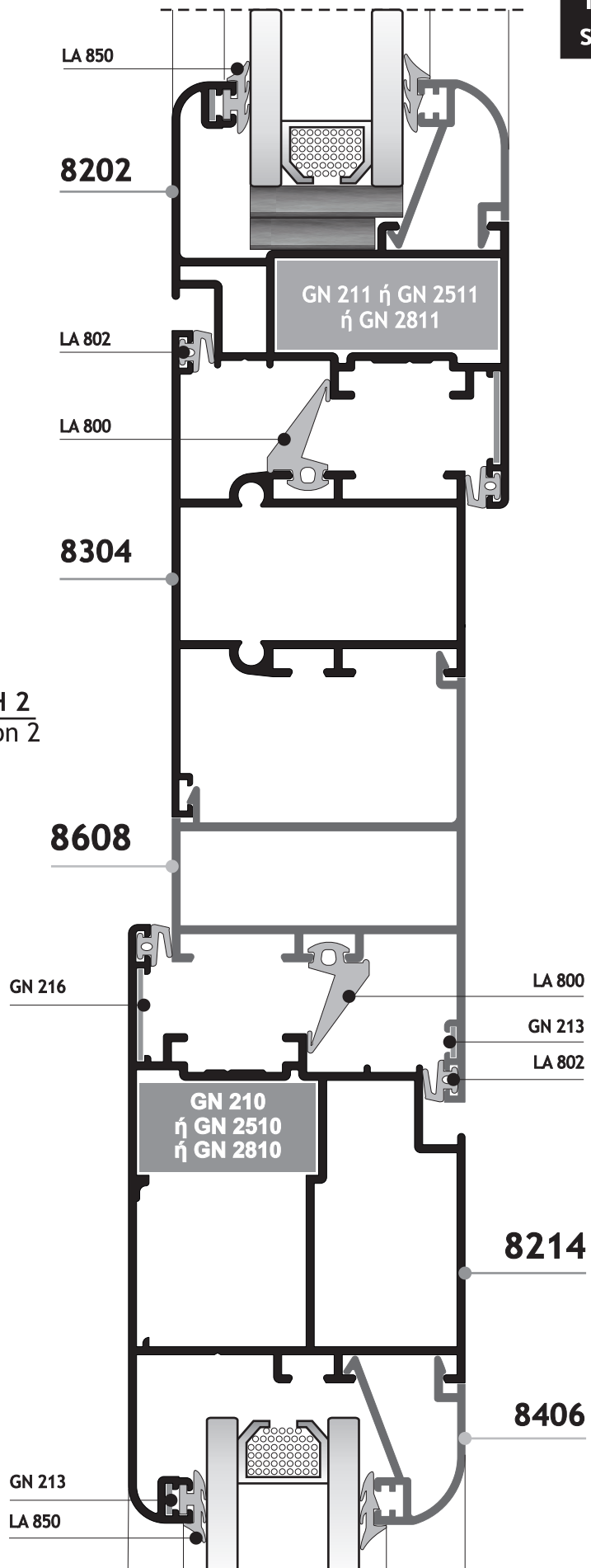


**ΠΟΡΤΑ ΑΝΟΙΓΟΜΕΝΗ ΕΞΩ
ΜΕ ΦΕΓΓΙΤΗ ΑΝΑΚΛΙΝΟΜΕΝΟ**
single swing out door with
single tilt-in vent




TOMH 2
section 2

TOMEΣ
sections

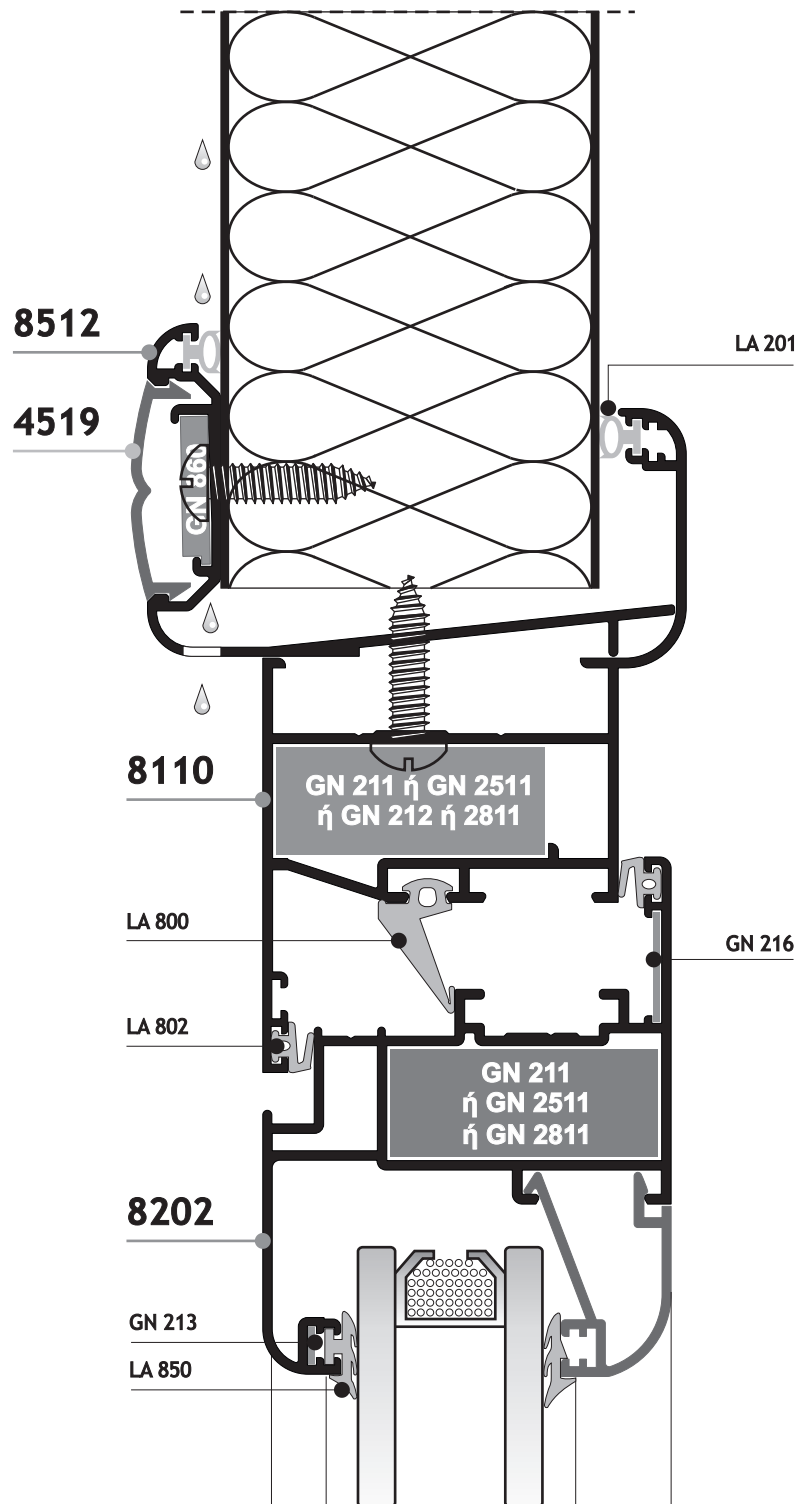


ΕΞΩΤΕΡΙΚΟ ΑΡΜΟΚΑΛΥΠΤΡΟ ΓΙΑ ΠΡΟΚΑΤ ΚΤΗΡΙΑ ΤΟΙΧΩΜ. 50-60 mm
external cover for prefabricated buildings of wall thickness 50-60 mm

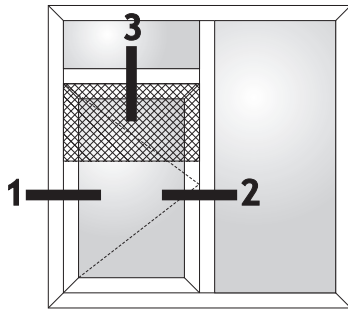
TOMEΣ
sections



TOMH 1
section 1

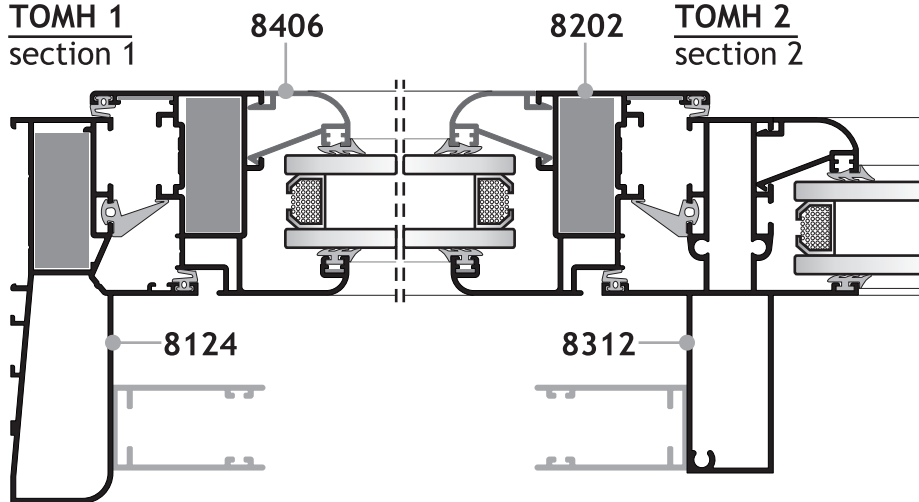


ΣΥΝΑΡΜΟΓΕΣ
assemblies

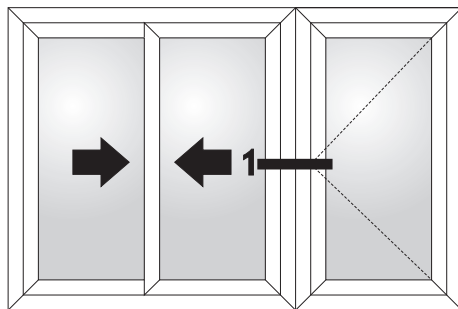
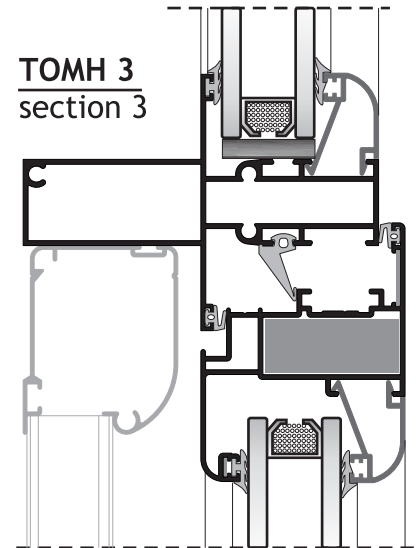


**ΣΥΝΔΙΑΣΜΟΣ ΑΝΟΙΓΟΜΕΝΟΥ
ΜΕ ΣΤΑΘΕΡΑ ΚΑΙ ΣΗΤΑ ΡΟΛΟ**
swing-in window with fixed parts
and rolling up mosquito screen

TOMH 1
section 1

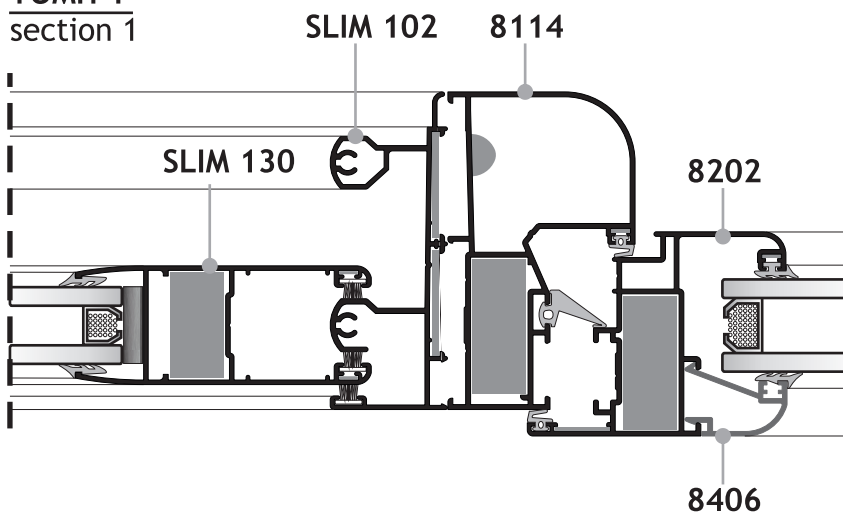


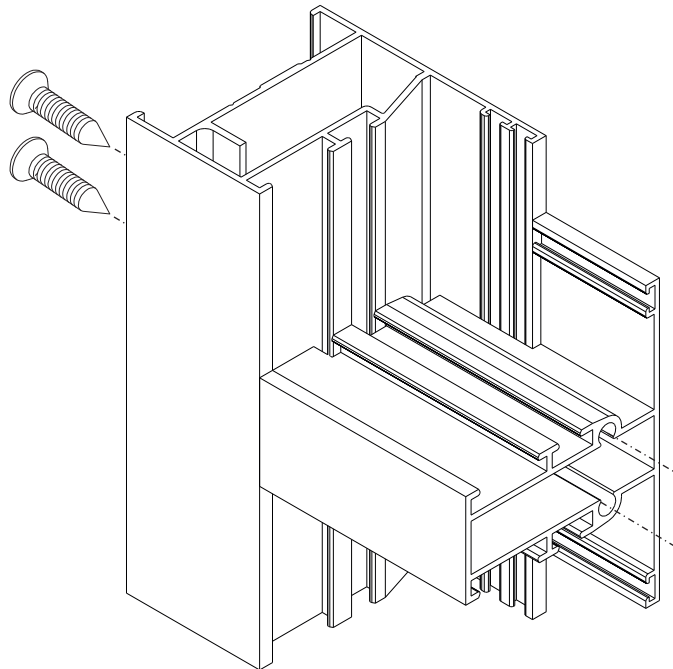
TOMH 3
section 3



**ΣΥΝΔΙΑΣΜΟΣ ΣΥΡΟΜΕΝΟΥ
ΜΕ ΣΤΑΘΕΡΑ ΚΑΙ ΣΗΤΑ ΡΟΛΟ**
sliding window assembly with
swing-in or fixed window

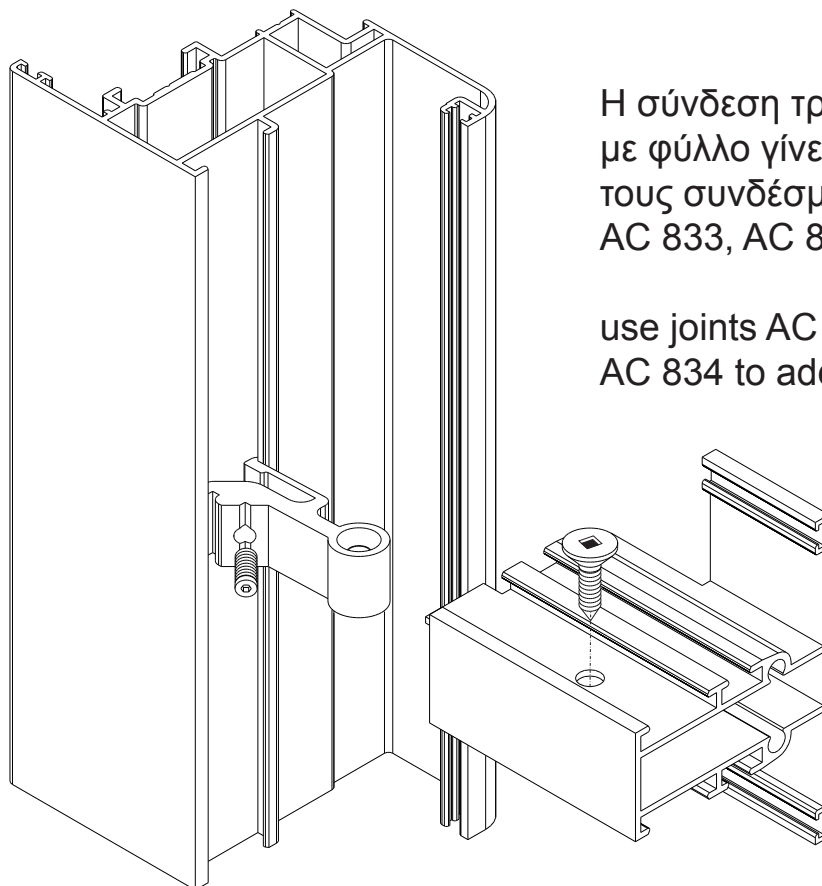
TOMH 1
section 1





Η σύνδεση τραβέρσας (Τάυ) με κάσα γίνεται με λαμαρινόβιδες ή τους συνδέσμους AC 830, AC 833, AC 834

use sheet screw or joint AC 830, AC 833, AC 834 to add transom to outer frame

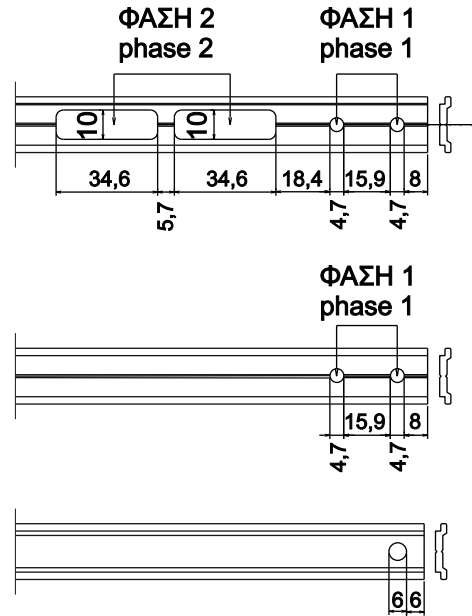
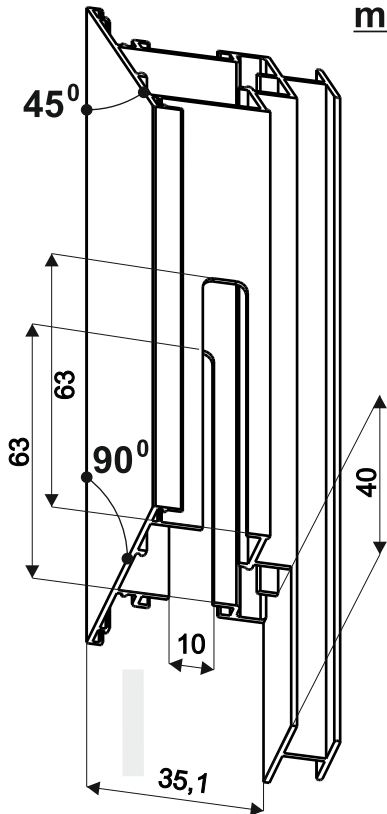


Η σύνδεση τραβέρσας (Τάυ) με φύλλο γίνεται με τους συνδέσμους AC 830, AC 833, AC 834

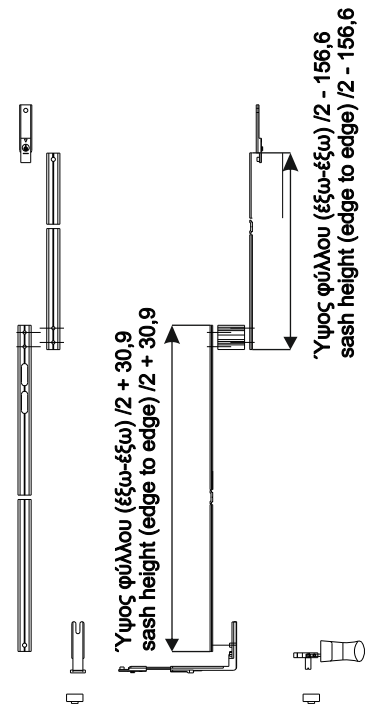
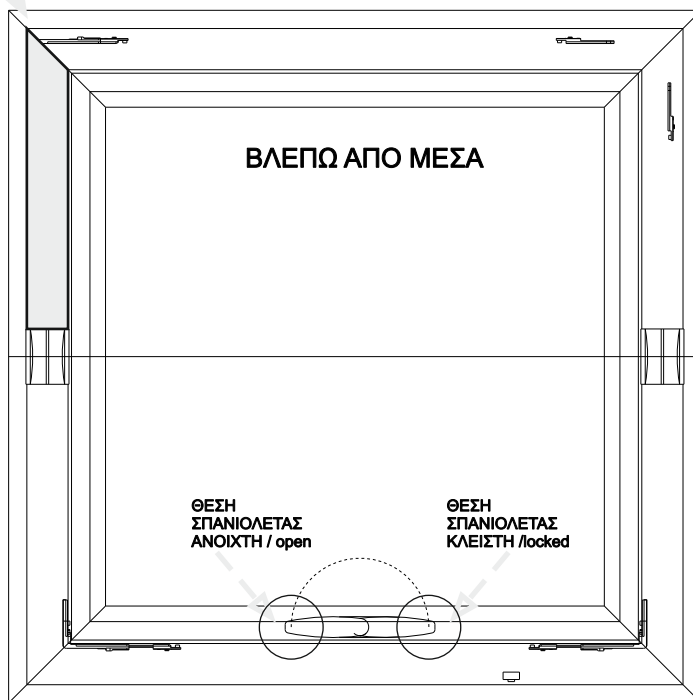
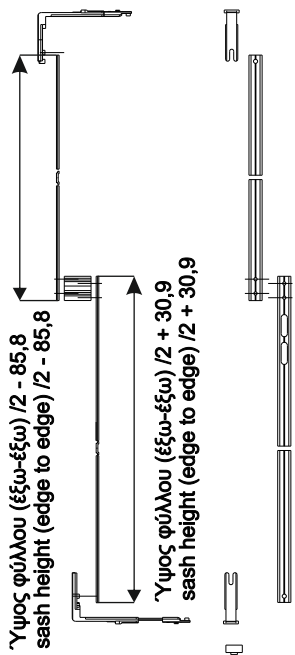

use joints AC 830, AC 833, AC 834 to add transom to sash

ΕΠΕΞΕΡΓΑΣΙΕΣ ΠΕΡΙΣΤΡΕΦΟΜΕΝΟΥ ΠΑΡΑΘΥΡΟΥ
machining for pivoted window

ΕΠΕΞΕΡΓΑΣΙΕΣ
machining



ΠΕΡΙΜΕΤΡΙΚΟ ΚΛΕΙΔΩΜΑ / multilocking table

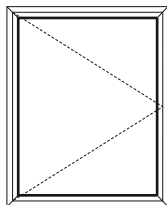


ΜΟΝΟΦΥΛΛΟ / single leaf

α. *Ανοιγόμενο / swing-in*

β. *Ανοιγο/ανακλινόμενο / tilt & turn*

γ. *Με Περιμετρικό Κλείδωμα / multilocking*



ΠΚ = ΠΛΑΤΟΣ ΚΑΣΑΣ
length of frame

ΥΚ = ΥΨΟΣ ΚΑΣΑΣ
height of frame

ΠΦ = ΠΛΑΤΟΣ ΦΥΛΛΟΥ
length of sash

ΥΦ = ΥΨΟΣ ΦΥΛΛΟΥ
height of sash

ΟΛΑ ΤΑ ΦΥΛΛΑ

ΜΕ ΚΑΣΑ 8102

ΠΦ = ΠΚ - 31

ΥΦ = ΥΚ - 31

ΜΕ ΚΑΣΑ 8103, 8114, 8116, 8124

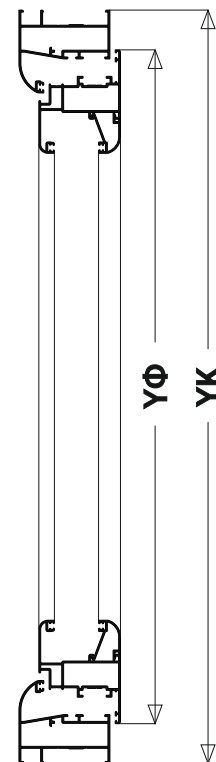
ΠΦ = ΠΚ - 42

ΥΦ = ΥΚ - 42

ΜΕ ΚΑΣΑ 8104, 8106, 8108, 8110, 8134

ΠΦ = ΠΚ - 52,6

ΥΦ = ΥΚ - 52,6



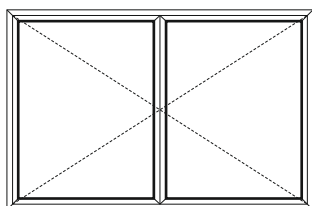
ΚΟΠΕΣ cutting instructions

ΔΙΦΥΛΛΟ / double leaf

α. *Ανοιγόμενο / swing-in*

β. *Ανοιγο/ανακλινόμενο / tilt & turn*

γ. *Με Περιμετρικό Κλείδωμα / multilocking*



ΠΚ = ΠΛΑΤΟΣ ΚΑΣΑΣ
length of frame

ΥΚ = ΥΨΟΣ ΚΑΣΑΣ
height of frame

ΠΦ = ΠΛΑΤΟΣ ΦΥΛΛΟΥ
length of sash

ΥΦ = ΥΨΟΣ ΦΥΛΛΟΥ
height of sash

ΥΜ = ΥΨΟΣ ΜΠΙΝΙΟΥ
height of intermediate

ΟΛΑ ΤΑ ΦΥΛΛΑ

ΜΕ ΚΑΣΑ 8102

ΠΦ = (ΠΚ - 36) : 2

ΥΦ = ΥΚ - 31

ΥΜ = ΥΚ - 103,2

ΜΕ ΚΑΣΑ 8103, 8114, 8116, 8124

ΠΦ = (ΠΚ - 47) : 2

ΥΦ = ΥΚ - 42

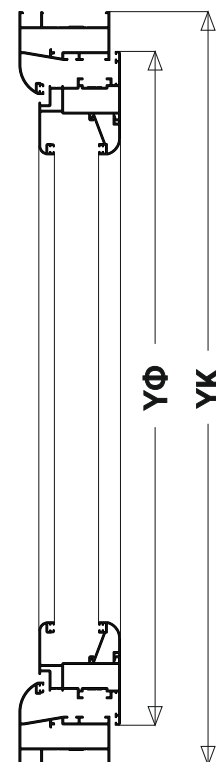
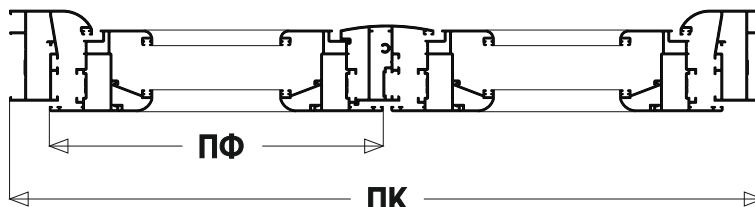
ΥΜ = ΥΚ - 114,2

ΜΕ ΚΑΣΑ 8104, 8106, 8108, 8110, 8134

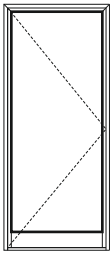
ΠΦ = (ΠΚ - 57,6) : 2

ΥΦ = ΥΚ - 52,6

ΥΜ = ΥΚ - 124,8



ΜΟΝΟΦΥΛΛΗ ΠΟΡΤΑ / single swing-in door



ΠΚ = ΠΛΑΤΟΣ ΚΑΣΑΣ
length of frame
ΥΚ = ΥΨΟΣ ΚΑΣΑΣ
height of frame
ΠΦ = ΠΛΑΤΟΣ ΦΥΛΛΟΥ
length of sash
ΥΦ = ΥΨΟΣ ΦΥΛΛΟΥ
height of sash

ΟΛΑ ΤΑ ΑΝΟΙΧΤΑ ΦΥΛΛΑ

ΜΕ ΚΑΣΑ 8102

ΠΦ = **ΠΚ** - 31
ΥΦ = **ΥΚ** - 31,5

ΜΕ ΚΑΣΑ 8103, 8114, 8116, 8124

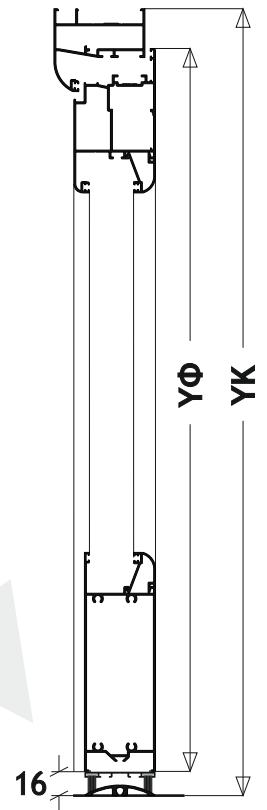
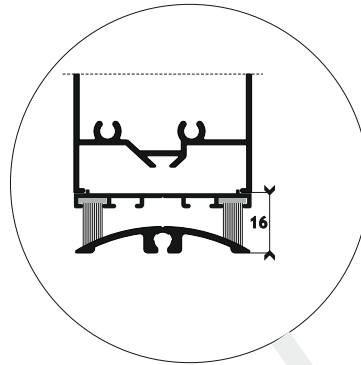
ΠΦ = **ΠΚ** - 42
ΥΦ = **ΥΚ** - 37

ΜΕ ΚΑΣΑ 8104, 8106, 8108, 8110

ΠΦ = **ΠΚ** - 52,6
ΥΦ = **ΥΚ** - 42,3



ΠΕΡΙΠΤΩΣΗ 1η



**ΚΟΠΕΣ
cutting
instructions**

ΟΛΑ ΤΑ ΑΝΟΙΧΤΑ ΦΥΛΛΑ

ΜΕ ΚΑΣΑ 8102

ΠΦ = **ΠΚ** - 31
ΥΦ = **ΥΚ** - 23,5

ΜΕ ΚΑΣΑ 8103, 8114, 8116, 8124

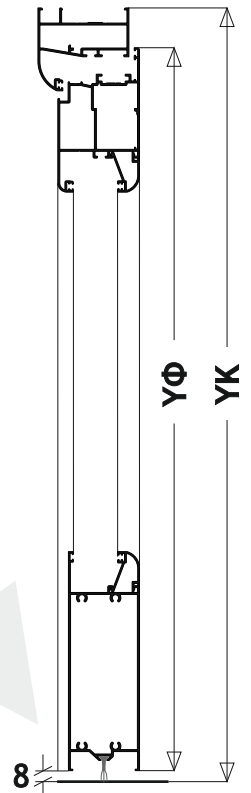
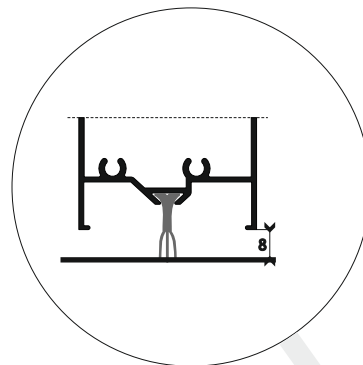
ΠΦ = **ΠΚ** - 42
ΥΦ = **ΥΚ** - 29

ΜΕ ΚΑΣΑ 8104, 8106, 8108, 8110

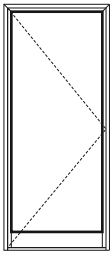
ΠΦ = **ΠΚ** - 52,6
ΥΦ = **ΥΚ** - 34,3



ΠΕΡΙΠΤΩΣΗ 2η



ΜΟΝΟΦΥΛΛΗ ΠΟΡΤΑ / single swing-in door



ΠΚ = ΠΛΑΤΟΣ ΚΑΣΑΣ
length of frame
ΥΚ = ΥΨΟΣ ΚΑΣΑΣ
height of frame
ΠΦ = ΠΛΑΤΟΣ ΦΥΛΛΟΥ
length of sash
ΥΦ = ΥΨΟΣ ΦΥΛΛΟΥ
height of sash

ΟΛΑ ΤΑ ΑΝΟΙΧΤΑ ΦΥΛΛΑ

ΜΕ ΚΑΣΑ 8102

ΠΦ = **ΠΚ** - 31
ΥΦ = **ΥΚ** - 31,5

ΜΕ ΚΑΣΑ 8103, 8114, 8116, 8124

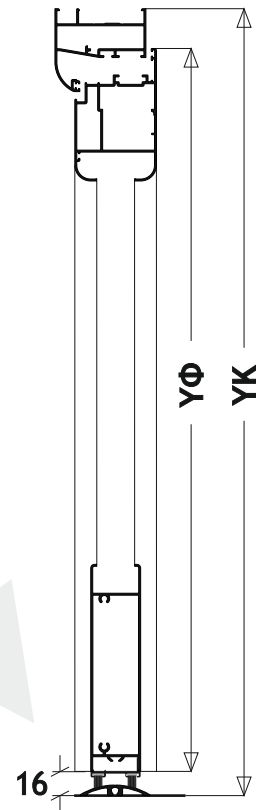
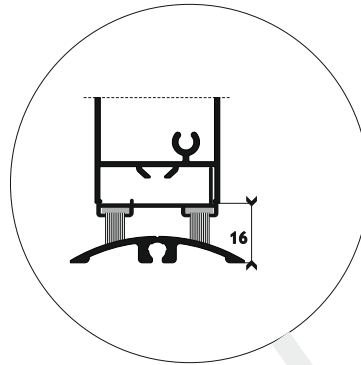
ΠΦ = **ΠΚ** - 42
ΥΦ = **ΥΚ** - 37

ΜΕ ΚΑΣΑ 8104, 8106, 8108, 8110

ΠΦ = **ΠΚ** - 52,6
ΥΦ = **ΥΚ** - 42,3



ΠΕΡΙΠΤΩΣΗ 3η



**ΚΟΠΕΣ
cutting
instructions**

ΟΛΑ ΤΑ ΑΝΟΙΧΤΑ ΦΥΛΛΑ

ΜΕ ΚΑΣΑ 8102

ΠΦ = **ΠΚ** - 31
ΥΦ = **ΥΚ** - 23,5

ΜΕ ΚΑΣΑ 8103, 8114, 8116, 8124

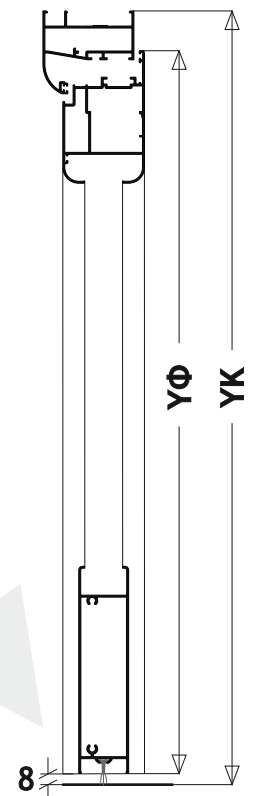
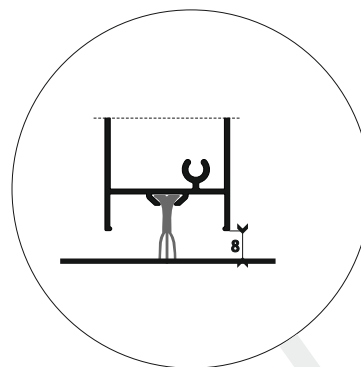
ΠΦ = **ΠΚ** - 42
ΥΦ = **ΥΚ** - 29

ΜΕ ΚΑΣΑ 8104, 8106, 8108, 8110

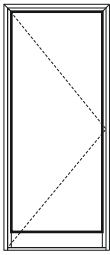
ΠΦ = **ΠΚ** - 52,6
ΥΦ = **ΥΚ** - 34,3



ΠΕΡΙΠΤΩΣΗ 4η



ΜΟΝΟΦΥΛΛΗ ΠΟΡΤΑ / single swing-in door



ΠΚ = ΠΛΑΤΟΣ ΚΑΣΑΣ
length of frame
ΥΚ = ΥΨΟΣ ΚΑΣΑΣ
height of frame
ΠΦ = ΠΛΑΤΟΣ ΦΥΛΛΟΥ
length of sash
ΥΦ = ΥΨΟΣ ΦΥΛΛΟΥ
height of sash

ΟΛΑ ΤΑ ΑΝΟΙΧΤΑ ΦΥΛΛΑ

ΜΕ ΚΑΣΑ 8102

ΠΦ = ΠΚ - 31
ΥΦ = ΥΚ - 20,5

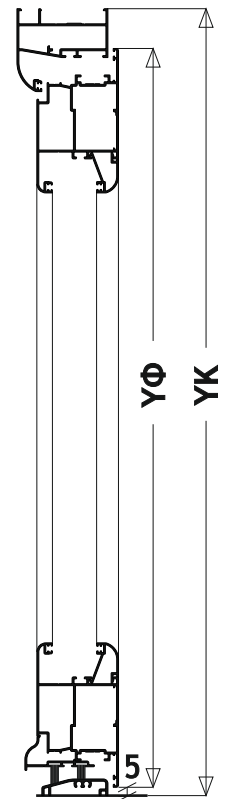
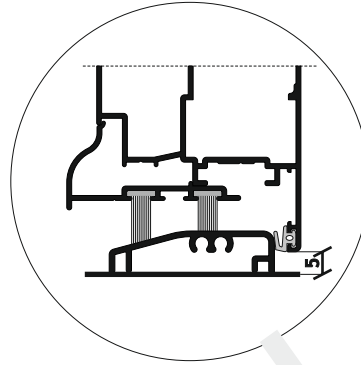
ΜΕ ΚΑΣΑ 8103, 8114, 8116, 8124

ΠΦ = ΠΚ - 42
ΥΦ = ΥΚ - 26

ΜΕ ΚΑΣΑ 8104, 8106, 8108, 8110

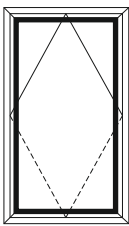
ΠΦ = ΠΚ - 52,6
ΥΦ = ΥΚ - 31,3

ΠΕΡΙΠΤΩΣΗ 5η



**ΚΟΠΕΣ
cutting
instructions**

ΠΕΡΙΣΤΡΕΦΟΜΕΝΟ / pivoting



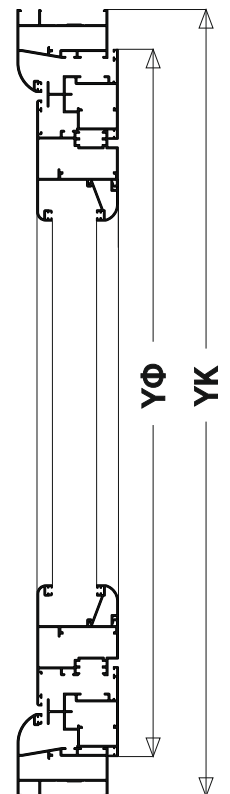
ΠΚ = ΠΛΑΤΟΣ ΚΑΣΑΣ
length of frame
ΥΚ = ΥΨΟΣ ΚΑΣΑΣ
height of frame
ΠΦ = ΠΛΑΤΟΣ ΦΥΛΛΟΥ
length of sash
ΥΦ = ΥΨΟΣ ΦΥΛΛΟΥ
height of sash
ΠΜΚ = ΠΛΑΤΟΣ ΜΠΙΝΙΟΥ ΚΑΣΑΣ
length of frame intermediate
ΠΜΦ = ΠΛΑΤΟΣ ΜΠΙΝΙΟΥ ΦΥΛΛΟΥ
length of sash intermediate
ΥΜΚ = ΠΛΑΤΟΣ ΜΠΙΝΙΟΥ ΚΑΣΑΣ
height of frame intermediate
ΥΜΦ = ΠΛΑΤΟΣ ΜΠΙΝΙΟΥ ΦΥΛΛΟΥ
height of sash intermediate

ΜΕ ΚΑΣΑ 8103, 8114, 8116, 8124

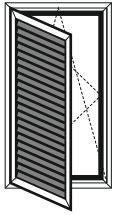
ΠΦ = ΠΚ - 109
ΠΜΚ = ΠΚ - 42
ΠΜΦ = ΠΚ - 42
ΥΦ = ΥΚ - 109
ΥΜΚ = (ΥΚ - 42) : 2
ΥΜΦ = (ΥΚ - 42) : 2

ΜΕ ΚΑΣΑ 8104, 8106, 8108, 8110

ΠΦ = ΠΚ - 119,6
ΠΜΚ = ΠΚ - 52,6
ΠΜΦ = ΠΚ - 52,6
ΥΦ = ΥΚ - 119,6
ΥΜΚ = (ΥΚ - 52,6) : 2
ΥΜΦ = (ΥΚ - 52,6) : 2



**ΜΟΝΟΦΥΛΛΗ ΜΠΑΛΚΟΝΟΠΟΡΤΑ
ΜΕ ΕΝΣΩΜΑΤΩΜΕΝΟ ΠΑΝΤΖΟΥΡΙ**
single tilt & turn door with shutters



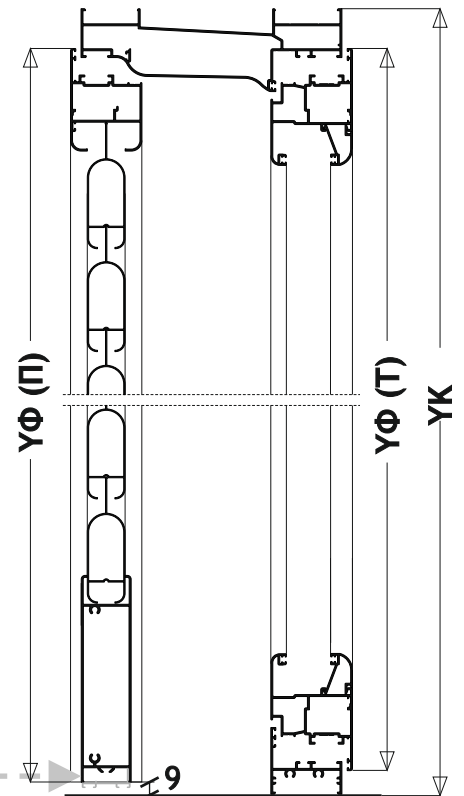
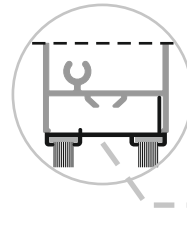
- ΠΚ = ΠΛΑΤΟΣ ΚΑΣΑΣ
length of frame
- ΥΚ = ΥΨΟΣ ΚΑΣΑΣ
height of frame
- ΠΦ = ΠΛΑΤΟΣ ΦΥΛΛΩΝ
length of sashes
- ΥΦ (Τ) = ΥΨΟΣ ΦΥΛΛΟΥ (ΤΖΑΜΙΛΙΚΙ)
height of sash (glass)
- ΥΦ (Π) = ΥΨΟΣ ΦΥΛΛΟΥ (ΠΑΝΤΖΟΥΡΙ)
height of sash (shutters)

ΟΛΑ ΤΑ ΦΥΛΛΑ

- ΠΦ = ΠΚ - 52,6
- ΥΦ (Τ) = ΥΚ - 41,8
- ΥΦ (Π) = ΥΚ - 36

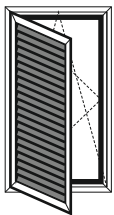


ΠΕΡΙΠΤΩΣΗ 1η



**ΚΟΠΕΣ
cutting
instructions**

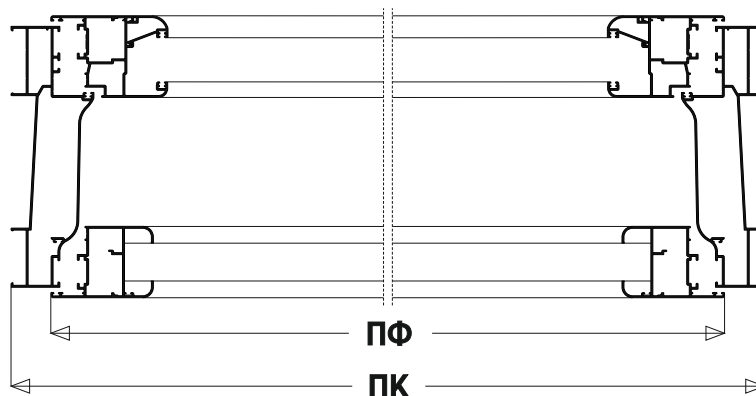
**ΜΟΝΟΦΥΛΛΗ ΜΠΑΛΚΟΝΟΠΟΡΤΑ
ΜΕ ΕΝΣΩΜΑΤΩΜΕΝΟ ΠΑΝΤΖΟΥΡΙ**
single tilt & turn door with shutters



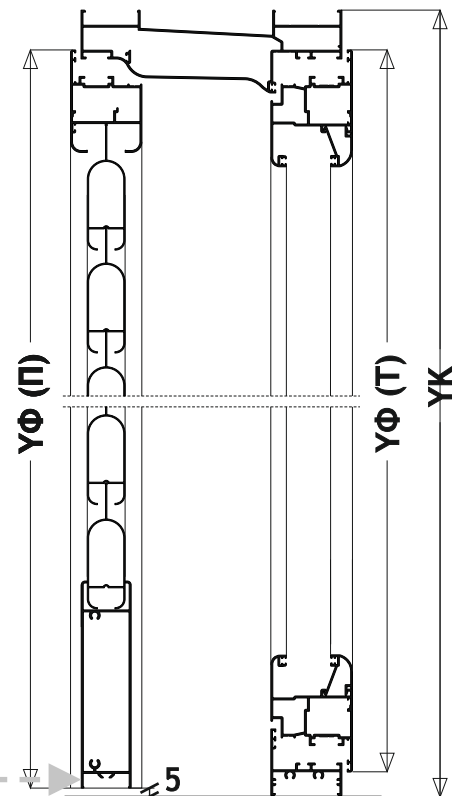
- ΠΚ = ΠΛΑΤΟΣ ΚΑΣΑΣ
length of frame
- ΥΚ = ΥΨΟΣ ΚΑΣΑΣ
height of frame
- ΠΦ = ΠΛΑΤΟΣ ΦΥΛΛΩΝ
length of sashes
- ΥΦ (Τ) = ΥΨΟΣ ΦΥΛΛΟΥ (ΤΖΑΜΙΛΙΚΙ)
height of sash (glass)
- ΥΦ (Π) = ΥΨΟΣ ΦΥΛΛΟΥ (ΠΑΝΤΖΟΥΡΙ)
height of sash (shutters)

ΟΛΑ ΤΑ ΦΥΛΛΑ

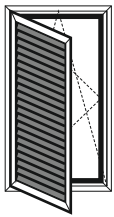
- ΠΦ = ΠΚ - 52,6
- ΥΦ (Τ) = ΥΚ - 41,8
- ΥΦ (Π) = ΥΚ - 32,3



ΠΕΡΙΠΤΩΣΗ 2η



**ΜΟΝΟΦΥΛΛΗ ΜΠΑΛΚΟΝΟΠΟΡΤΑ
ΜΕ ΕΝΣΩΜΑΤΩΜΕΝΟ ΠΑΝΤΖΟΥΡΙ**
single tilt & turn door with shutters

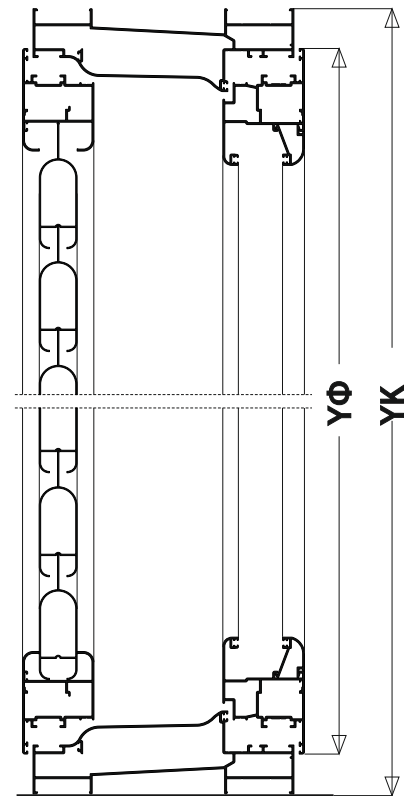
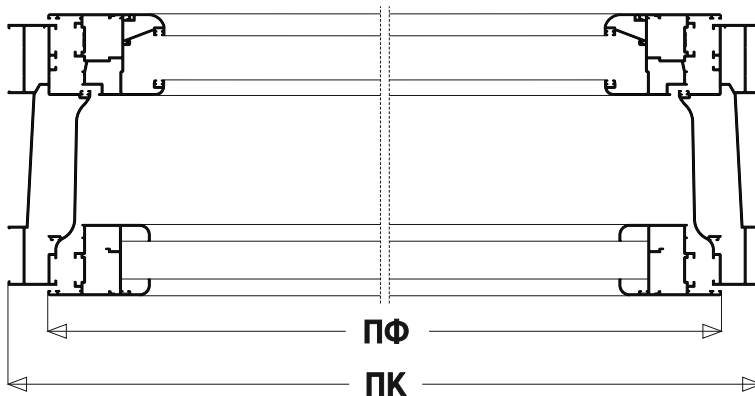


- ΠΚ = ΠΛΑΤΟΣ ΚΑΣΑΣ
length of frame
- ΥΚ = ΥΨΟΣ ΚΑΣΑΣ
height of frame
- ΠΦ = ΠΛΑΤΟΣ ΦΥΛΛΩΝ
length of sashes
- ΥΦ = ΥΨΟΣ ΦΥΛΛΟΥ
height of sash

ΟΛΑ ΤΑ ΦΥΛΛΑ

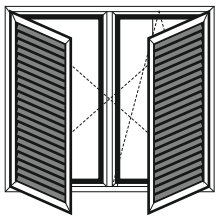
ΠΦ = ΠΚ - 52,6
ΥΦ = ΥΚ - 52,6

ΠΕΡΙΠΤΩΣΗ 3η



ΚΟΠΕΣ
cutting
instructions

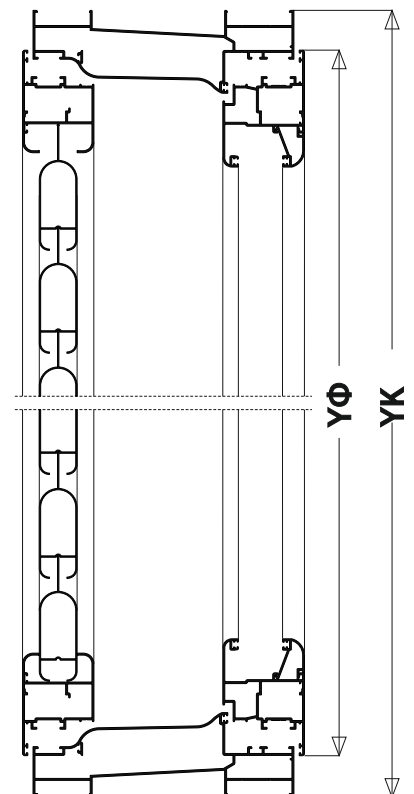
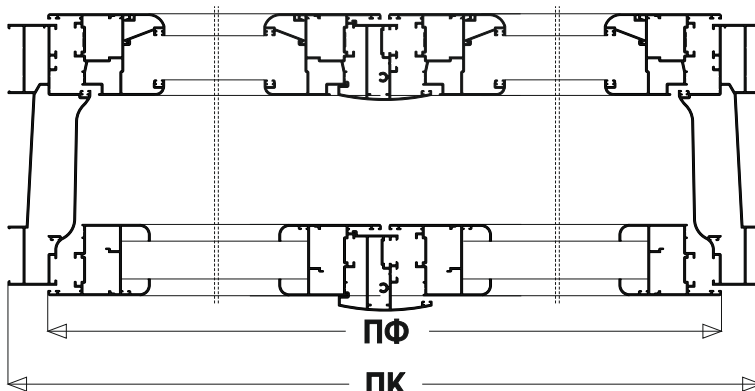
**ΔΙΦΥΛΛΗ ΜΠΑΛΚΟΝΟΠΟΡΤΑ
ΜΕ ΕΝΣΩΜΑΤΩΜΕΝΟ ΠΑΝΤΖΟΥΡΙ**
double tilt & turn door with shutters



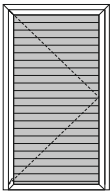
- ΠΚ = ΠΛΑΤΟΣ ΚΑΣΑΣ
length of frame
- ΥΚ = ΥΨΟΣ ΚΑΣΑΣ
height of frame
- ΠΦ = ΠΛΑΤΟΣ ΦΥΛΛΩΝ
length of sashes
- ΥΦ = ΥΨΟΣ ΦΥΛΛΟΥ
height of sash
- ΥΜ = ΥΨΟΣ ΜΠΙΝΙΟΥ
height of intermediate

ΟΛΑ ΤΑ ΦΥΛΛΑ

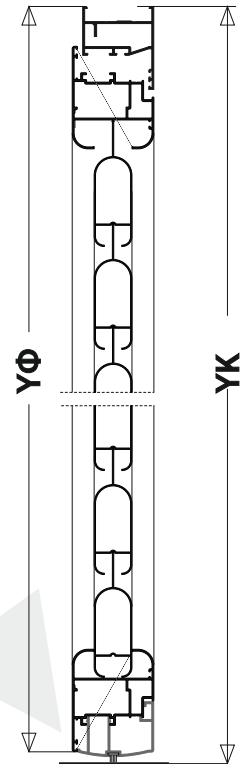
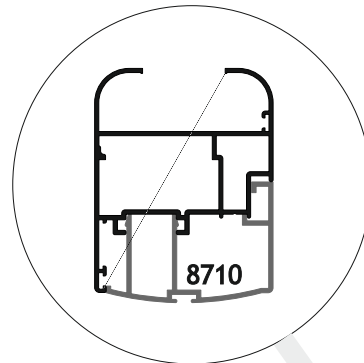
ΠΦ = ΠΚ - (57,6:2)
ΥΦ = ΥΚ - 52,6
ΥΜ = ΥΚ - 124,8



ΠΑΝΤΖΟΥΡΙ ΜΗ ΕΝΣΩΜΑΤΩΜΕΝΟ
single swing-out shutters

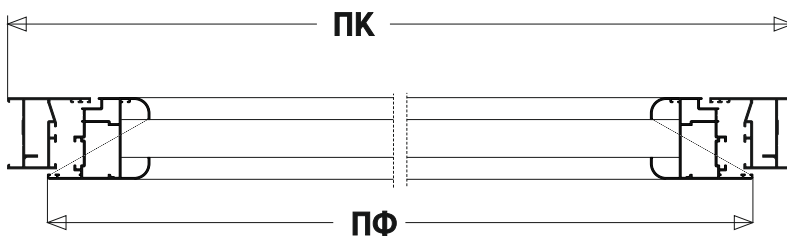


- ΠΚ = ΠΛΑΤΟΣ ΚΑΣΑΣ
length of frame
- ΥΚ = ΥΨΟΣ ΚΑΣΑΣ
height of frame
- ΠΦ = ΠΛΑΤΟΣ ΦΥΛΛΟΥ
length of sash
- ΥΦ = ΥΨΟΣ ΦΥΛΛΟΥ
height of sash



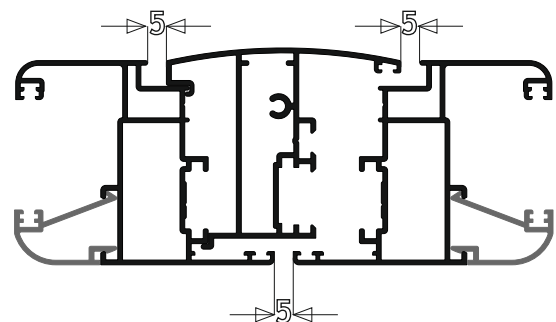
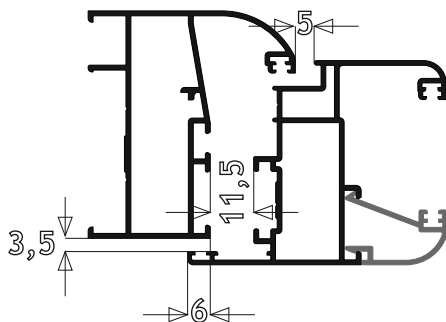
ΜΟΝΟ ΤΟ ΦΥΛΛΟ 8212 (ΜΟΝΟ ΜΕ ΤΙΣ ΚΑΣΕΣ 8104, 8105, 8110)

- ΠΦ = ΠΚ - 52,6
- ΥΦ = ΥΚ - 35,0




ΚΟΠΕΣ
cutting
instructions

ΤΥΠΟΠΟΙΗΣΗ CAMERA EUROPEA
camera europea standardization




GN 210



ΓΩΝΙΑ ΣΥΝΔΕΣΗΣ ΧΥΤΗ
ΓΙΑ 8204, 8208, 8209,
8210, 8214, 8222, 8224,
8610

cast corner bracket for
8204, 8208, 8209, 8210,
8214, 8222, 8224, 8610


GN 211



ΓΩΝΙΑ ΣΥΝΔΕΣΗΣ ΧΥΤΗ
ΓΙΑ 8103, 8104, 8106, 8108,
8110, 8114, 8116, 8118, 8124,
8134, 8202, 8206, 8212, 8216,
8217, 8218, 8133, 8213, 8220

cast corner bracket
for 8103, 8104, 8106, 8108,
8110, 8114, 8116, 8118, 8124,
8134, 8202, 8206, 8212, 8216,
8217, 8218, 8133, 8213, 8220


GN 110



ΓΩΝΙΑ ΣΥΝΔΕΣΗΣ ΧΥΤΗ
ΓΙΑ ΤΟ ΜΠΙΝΙ ΠΕΡΙΣΤΡΕ-
ΦΟΜΕΝΟΥ **8610**

cast corner bracket for
adaptor **8610**

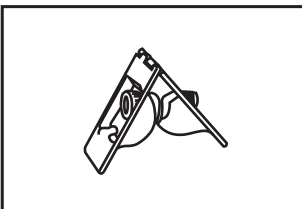
GN 828



ΓΩΝΙΑ ΣΥΝΔΕΣΗΣ ΧΥΤΗ
ΓΙΑ ΤΟ ΦΥΛΛΟ ΠΟΡΤΑΣ
ΜΕ ΚΑΡΤΟΚΛΕΙΔΑΡΙΑ 8218

cast corner bracket for
card locking door sash
8218

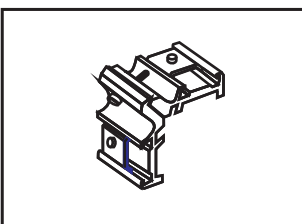
GN 212



ΓΩΝΙΑ ΣΥΝΔΕΣΗΣ
ΑΝΟΞΕΙΔΩΤΗ
ΓΙΑ ΟΛΕΣ ΤΙΣ ΚΑΣΕΣ

two piece corner
bracket for all casements

GN 2510



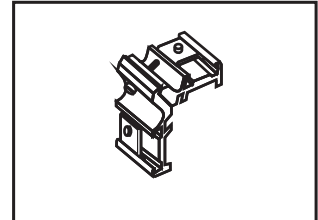
ΓΩΝΙΑ ΣΥΝΔΕΣΗΣ ΑΛΟΥ-
ΜΙΝΙΟΥ ΓΙΑ 8204, 8208,
8209, 8210, 8214, 8222,
8224, 8610

aluminium corner bracket
for 8204, 8208, 8209, 8210,
8214, 8222, 8224, 8610

ΓΩΝΙΑ ΣΥΝΔΕΣΗΣ ΑΛΟΥΜΙΝΙΟΥ
ΓΙΑ 8103, 8104, 8106, 8108,
8110, 8114, 8116, 8118, 8124,
8134, 8202, 8206, 8212, 8216,
8217, 8218, 8133, 8213, 8220

aluminium corner bracket
for 8103, 8104, 8106, 8108,
8110, 8114, 8116, 8118, 8124,
8134, 8202, 8206, 8212, 8216,
8217, 8218, 8133, 8213, 8220

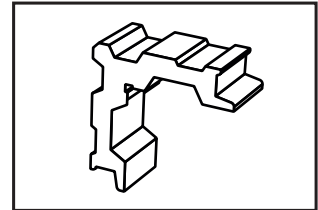
GN 2511



ΓΩΝΙΑ ΓΩΝΙΑΣΤΡΑΣ ΓΙΑ
8204, 8208, 8209, 8210,
8214, 8222, 8224, 8610

corner cleat for 8204,
8208, 8209, 8210, 8214,
8222, 8224, 8610

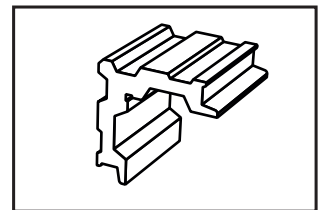
GN 2810



ΓΩΝΙΑ ΓΩΝΙΑΣΤΡΑΣ ΓΙΑ
8103, 8104, 8106, 8108, 8110,
8114, 8116, 8118, 8124, 8134,
8202, 8206, 8212, 8216, 8217,
8218, 8133, 8213, 8220

corner cleat for 8103, 8104,
8106, 8108, 8110, 8114, 8116,
8118, 8124, 8134, 8202, 8206,
8212, 8216, 8217, 8218, 8133,
8213, 8220

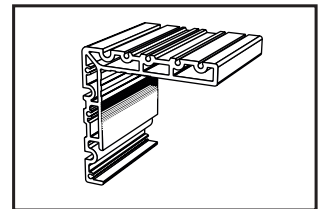
GN 2811



ΓΩΝΙΑ ΓΩΝΙΑΣΤΡΑΣ
ΠΕΡΙΜΕΤΡΙΚΟΥ
ΓΙΑ ΟΛΕΣ ΤΙΣ ΚΑΣΕΣ

corner cleat for **all frames**

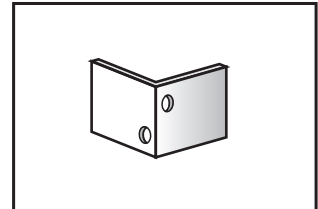
GN 2813



ΓΩΝΙΑ ΣΥΝΔΕΣΗΣ
ΚΑΣΑΣ **8102**

aluminium corner
bracket for frame
8102

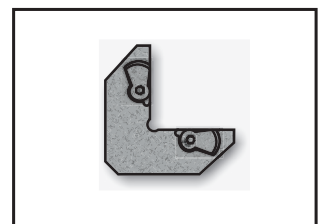
GN 812



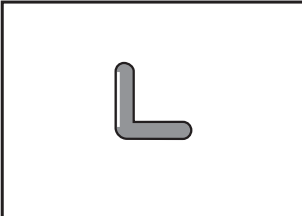
ΓΩΝΙΑ ΣΥΝΔΕΣΗΣ /
ΕΥΘΥΓΡΑΜΜΙΣΗΣ ΓΙΑ ΤΑ
ΑΡΜΟΚΑΛΥΠΤΡΑ 8504,
8506, 8508, 8510, 8512

cast corner bracket for
assembly and alignment
of ext. 8504, 8506, 8508,
8510, 8512

GN 860



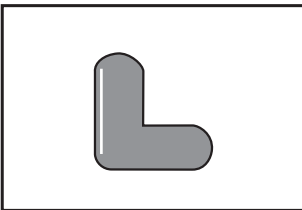
GN 213



ΓΑΛΒΑΝΙΖΕ ΓΩΝΙΑ
ΕΠΙΠΕΔΟΤΗΤΑΣ Νο 5

alignment corner Nr 5

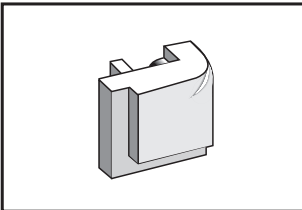
GN 216



ΓΑΛΒΑΝΙΖΕ ΓΩΝΙΑ
ΕΠΙΠΕΔΟΤΗΤΑΣ Νο 15

alignment corner Nr 15

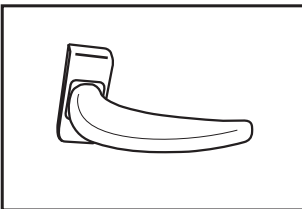
GN 214



ΓΩΝΙΑ ΚΑΜΠΥΛΩΤΗ
ΓΙΑ ΠΗΧΑΚΙ
ΔΙΠΛΟΥ ΤΖΑΜΙΟΥ 8406

cast corner piece
for curved double
glazing beads 8406

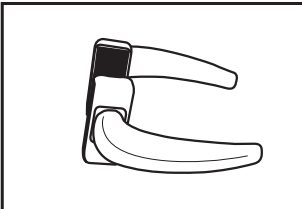
AC 235



ΠΟΜΟΛΟ ΜΟΝΟ

lever handle single

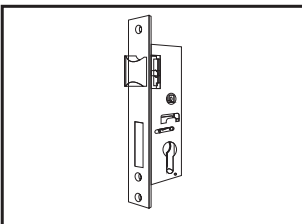
AC 241



ΠΟΜΟΛΟ ΔΙΠΛΟ

lever handle double

AC 236



ΚΛΕΙΔΑΡΙΑ ΑΝΟΙΓΟΜΕΝΩΝ
ΑΠΛΗ 35 mm = AC 237
ΤΡΙΩΝ ΣΗΜΕΙΩΝ = AC 238

security lock for single
acting door
35 mm basket = AC 237
3 point lock = AC 238

ΚΛΕΙΔΑΡΙΑ ΜΑΧΑΙΡΩΤΗ

special deadbolt lock

ΚΥΛΙΝΔΡΟΣ ΚΛΕΙΔΑΡΙΑΣ
75 mm ή 83 mm

lock cylinder 75 mm
or 83 mm

ΑΝΤΙΚΡΥΣΜΑ ΚΛΕΙΔΑΡΙΑΣ
ΑΠΛΗΣ = AC 295
3 ΣΗΜΕΙΩΝ = AC 838

striker plate
35 mm = AC 295
3 point lock = AC 838

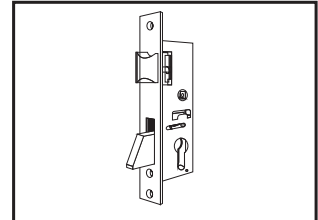
ΚΙΤ ΜΗΧΑΝΙΣΜΟΥ
ΑΝΑΚΛΙΣΗΣ (ΧΩΡΙΣ ΨΑΛΙΔΙ
ΚΑΙ ΣΠΑΝΙΟΛΕΤΑ)

tilt & turn mechanism
(projection arm &
rspagnolette are not
included)

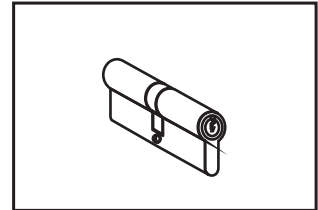
ΣΠΑΝΙΟΛΕΤΑ
ΜΗΧΑΝΙΣΜΟΥ

handle for tilt and
turn mechanism


AC 239



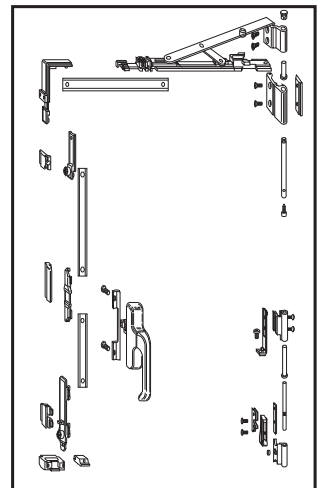
AC 240



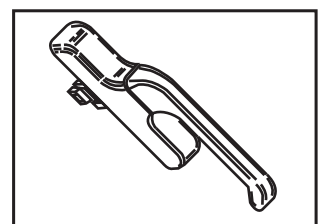
AC 295 AC 838



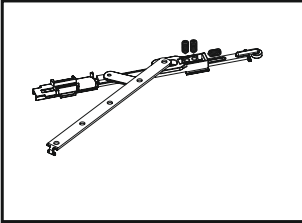
AC 233



AC 232



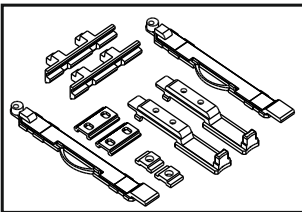
AC 251



ΨΑΛΙΔΙ ΜΗΧΑΝΙΣΜΟΥ
No 1 = **AC 250**
No 2 = **AC 251**

projection arm for
tilt and turn mechanism
No 1 = **AC 250**
No 2 = **AC 251**

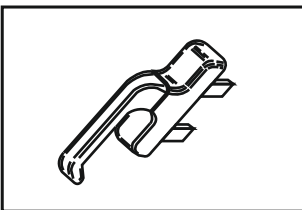
AC 291



ΣΥΡΤΗΣ ΓΙΑ ΔΙΦΥΛΛΟ ΜΕ
ΜΗΧΑΝΙΣΜΟ ΑΝΑΚΛΙΣΗΣ

second frame latch for
tilt & turn mechanism

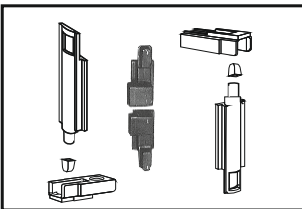
AC 230



ΣΠΑΝΙΟΛΕΤΑ
ΑΝΟΙΓΟΜΕΝΟΥ

espagnolette
for glass door
or window

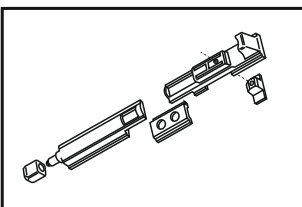
AC 231



ΚΙΤ ΑΣΦΑΛΕΙΑΣ
ΣΠΑΝΙΟΛΕΤΑΣ
ΠΑΝΩ ΚΑΙ ΚΑΤΩ

security kit for the
upper & lower rod
of the espagnolette

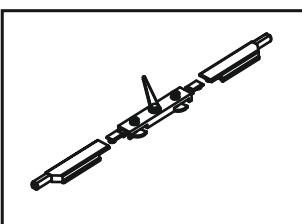
AC 297



ΣΥΡΤΗΣ ΔΙΦΥΛΛΟΥ

second frame latch

AC 897



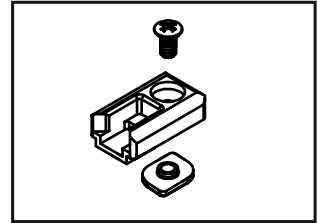
ΣΥΡΤΗΣ ΜΗΧΑΝΙΣΜΟΣ
ΜΕ ΛΕΒΙΕ

latch with lever

ΜΟΝΗ ΦΩΛΙΑ ΣΥΡΤΗ

rod striker

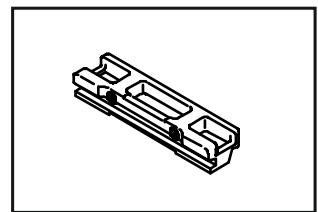
PL 224



ΔΙΠΛΗ ΦΩΛΙΑ ΣΥΡΤΗ

double rod striker

PL 225



ΜΑΣΚΟΥΛΟΜΕΝΤΕΣΣΣ

90 ΧΙΛ. = **AC 272**

120 ΧΙΛ. = **AC 273**

180 ΧΙΛ. = **AC 274**

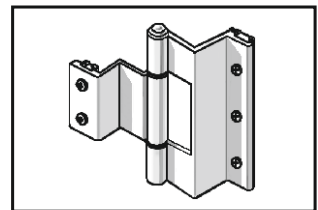
aluminium hinge for
shutters

90 ΧΙΛ. = **AC 272**

120 ΧΙΛ. = **AC 273**

180 ΧΙΛ. = **AC 274**

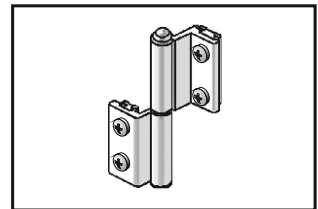
AC 272-273-274



ΜΕΝΤΕΣΣΣ ΝΟΡΜΑΛ

standard aluminium
hinge

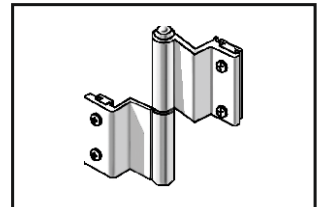
AC 276



ΜΕΝΤΕΣΣΣ ΤΡΙΤΟΥ
ΦΥΛΛΟΥ

aluminium hinge for
three leaf casement

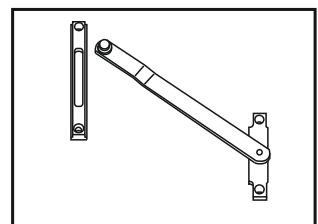
AC 271



ΚΟΥΜΠΑΣΟ
ΠΡΟΒΑΛΟΜΕΝΩΝ

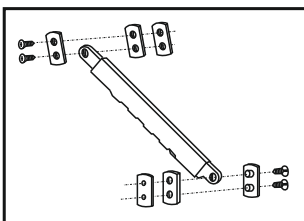
one position limit arm
for projected vents

AC 252



ΕΞΑΡΤΗΜΑΤΑ accessories

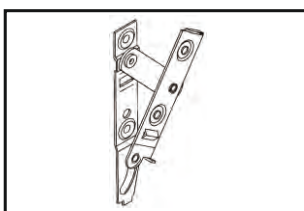
AC 253



ΚΟΥΜΠΑΣΟ 5 ΘΕΣΕΩΝ
ΓΙΑ ΠΡΟΒΑΛΛΟΜΕΝΑ

5 stations arm for
projected vents

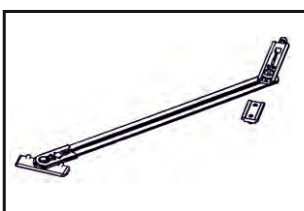
AC 254



ΚΟΥΜΠΑΣΟΜΕΝΤΕΣΕΣ

bottom hung
window hinge

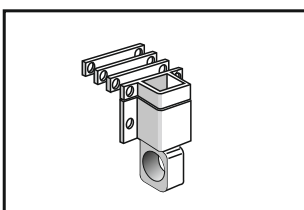
AC 255



ΚΟΥΜΠΑΣΟ ΒΑΡΕΩΣ
ΤΥΠΟΥ ΜΕ STOP

heavy duty
projection arm


AC 234



ΑΕΡΟΠΛΑΝΑΚΙ ΓΙΑ
ΦΕΓΓΙΤΕΣ ΚΑΙ ΜΙΚΡΑ
ΠΑΡΑΘΥΡΑ

aluminium safety latch
for lights or small size
windows


AC 820



ΣΠΑΝΙΟΛΕΤΑ
ΠΕΡΙΣΤΡΕΦΟΜΕΝΟΥ

espagnolette for
rotating windows

AC 821



ΜΥΛΟΣ ΠΕΡΙΣΤΡΕΦΟ-
ΜΕΝΟΥ (απαραίτητο και
το κιτ AC 822)

rotating window clutch
(AC 822 kit must also be
ordered)

ΚΙΤ ΤΑΚΑΚΙΑ ΜΥΛΟΥ
ΠΕΡΙΣΤΡΕΦΟΜΕΝΟΥ

kit for rotating window
clutch

ΓΩΝΙΑ ΜΕΤΑΦΟΡΑΣ
ΚΙΝΗΣΗΣ
ΠΕΡΙΣΤΡΕΦΟΜΕΝΟΥ

kit for motion transfer
on rotating windows

ΣΥΝΔΕΣΜΟΣ ΤΑΥ
(ανθρωπάκι)

connecting bracket

ΚΛΕΙΣΤΡΟ ΚΛΑΣΙΚΟ

locker

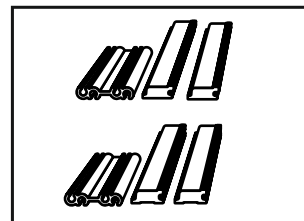
ΠΑΝΤΖΟΥΡΟΒΕΡΓΑ
1500 ΧΙΛ. = AC 293
2400 ΧΙΛ. = AC 294

shutter rod
1500 mm = AC 293
2400 mm = AC 294

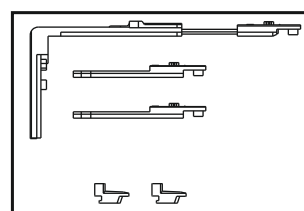
ΑΝΕΜΟΣΤΗΡΙΓΜΑ
ΑΠΛΟ ΜΟΝΟ

wind bracket (single)

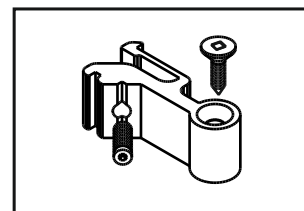
AC 822



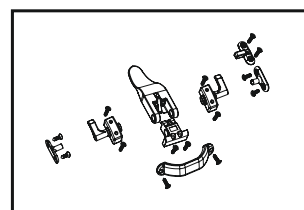
AC 828



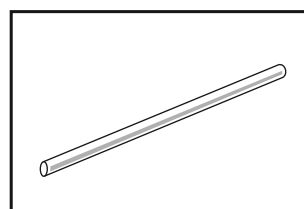
AC 830



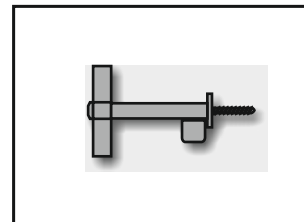
AC 290



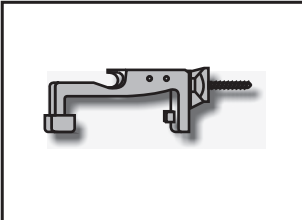
AC 293 AC 294



AC 881



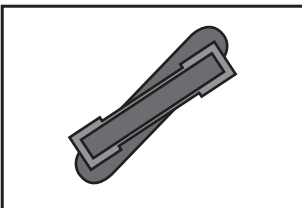
AC 882



ΑΝΕΜΟΣΤΗΡΙΓΜΑ ΔΙΠΛΟ

wind bracket (double)

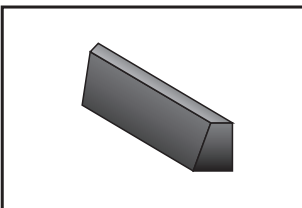
PL 870



ΤΑΠΑ ΟΒΑΛΙΝΑΣ

plastic plug for blind

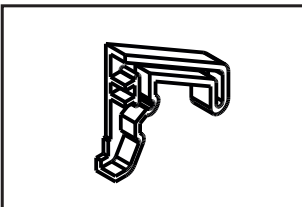
PL 222



ΤΑΠΑ ΝΕΡΟΧΥΤΗ ΚΑΣΑΣ

plastic cover for outer frame drainage

PL 223



ΤΑΠΑ ΝΕΡΟΧΥΤΗ ΦΥΛΛΟΥ (ΣΕΤ) ΓΙΑ ΤΟ ΠΡΟΦΙΛ 207

plug for sash water deflector (set) for profile 207

GN 215



ΠΛΑΣΤΙΚΗ ΓΩΝΙΑ ΑΚΜΩΝ

plastic external corner cover for doors

PL 860



ΚΛΙΠ ΓΙΑ ΠΗΧΑΚΙΑ 8410, 8412

clip for glazing beads 8410, 8412

ΤΑΠΑ ΙΣΙΟΥ ΜΠΙΝΙΟΥ 8602 (ΣΕΤ)

plastic plug for adaptor 8602 (set)

ΤΑΠΑ ΚΑΜΠΥΛΟΥ ΜΠΙΝΙΟΥ 8604 (ΣΕΤ)

plastic plug for adaptor 8604 (set)

ΤΑΠΑ ΜΠΙΝΙΟΥ ΠΕΡΙΜΕΤΡΙΚΟΥ 8606 (ΣΕΤ)

plastic plug for adaptor 8606 (set)

ΤΑΠΑ ΓΙΑ ΚΟΥΜΠΩΜΑ 8704 (ΣΕΤ)

plastic cover for water sealing profile 8704 (set)

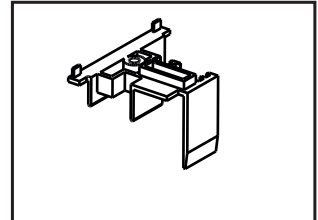
ΤΑΠΑ ΠΡΟΣΘΗΚΗΣ ΦΥΛΛΟΥ ALLEZ-RETOUR (ΣΕΤ)

plug for double action sash adaptor (set)

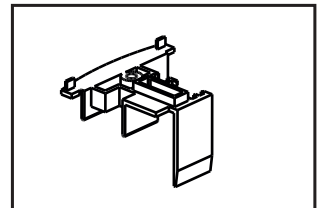
ΛΑΣΤΙΧΟ "ΦΟΥΣΚΑΚΙ"

bubble seal gasket

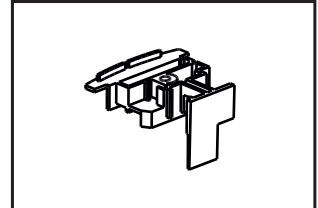
PL 220



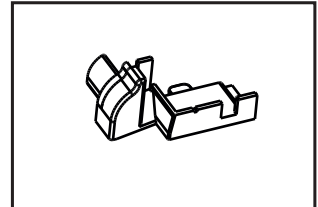
PL 221



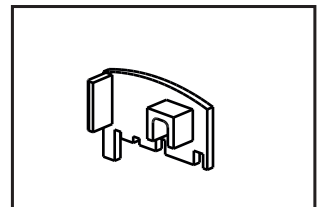
PL 866



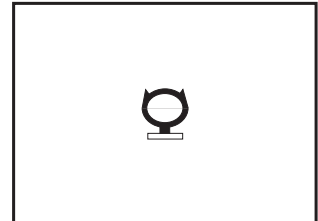
PL 612




PL 830



LA 201




LA 202



ΛΑΣΤΙΧΟ ΤΑΜΠΛΑ

bottom rail sealing
gasket


LA 800



ΛΑΣΤΙΧΟ ΚΕΝΤΡΙΚΟ
ΣΤΕΓΑΝΩΣΗΣ

central gasket


LA 801



ΛΑΣΤΙΧΟΓΩΝΙΑ

vulcanized rubber
corner


LA 802



ΛΑΣΤΙΧΟ “ΝΥΧΑΚΙ”

interior seal gasket

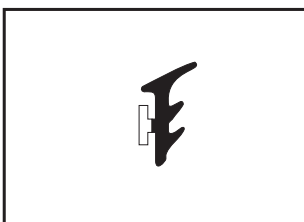
LA 820



ΛΑΣΤΙΧΟ ΚΕΝΤΡΙΚΟ
ΠΕΡΙΣΤΡΕΦΟΜΕΝΟΥ

central gasket for
rotating windows

LA 851



ΛΑΣΤΙΧΟ ΤΖΑΜΙΟΥ
ΜΕ ΣΚΛΗΡΗ ΒΑΣΗ

slide-in glass gasket
with hard base

ΛΑΣΤΙΧΟ ΤΖΑΜΙΟΥ
ΚΟΥΜΠΩΤΟ

push-in glass gasket

ΒΟΥΡΤΣΑΚΙ No 10

weather brush No 10

ΒΟΥΡΤΣΑΚΙ No 12

weather brush No 12

ΓΩΝΙΑ ΚΑΜΠΥΛΩΤΗ
ΓΙΑ ΠΗΧΑΚΙ ΜΟΝΟΥ
ΤΖΑΜΙΟΥ 5013 A

cast corner piece for
curved blazing beads
5013 A

ΣΥΝΔΕΣΜΟΣ ΤΑΥ
(ανθρωπάκι)
ΓΙΑ 8304

connecting bracket
for 8304

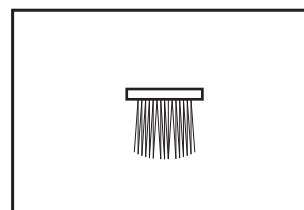
ΣΥΝΔΕΣΜΟΣ ΤΑΥ
(ανθρωπάκι)
ΓΙΑ 8306

connecting bracket
for 8306

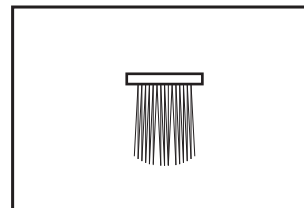
LA 850



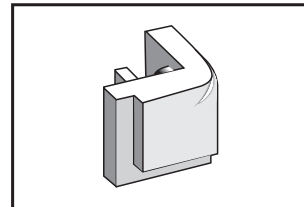
VR 810



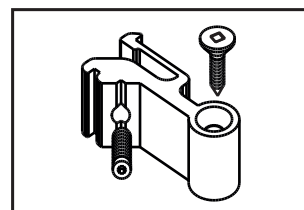
VR 812



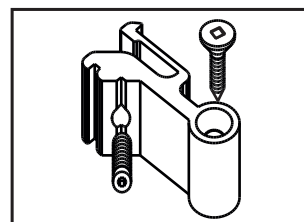
GN 214A



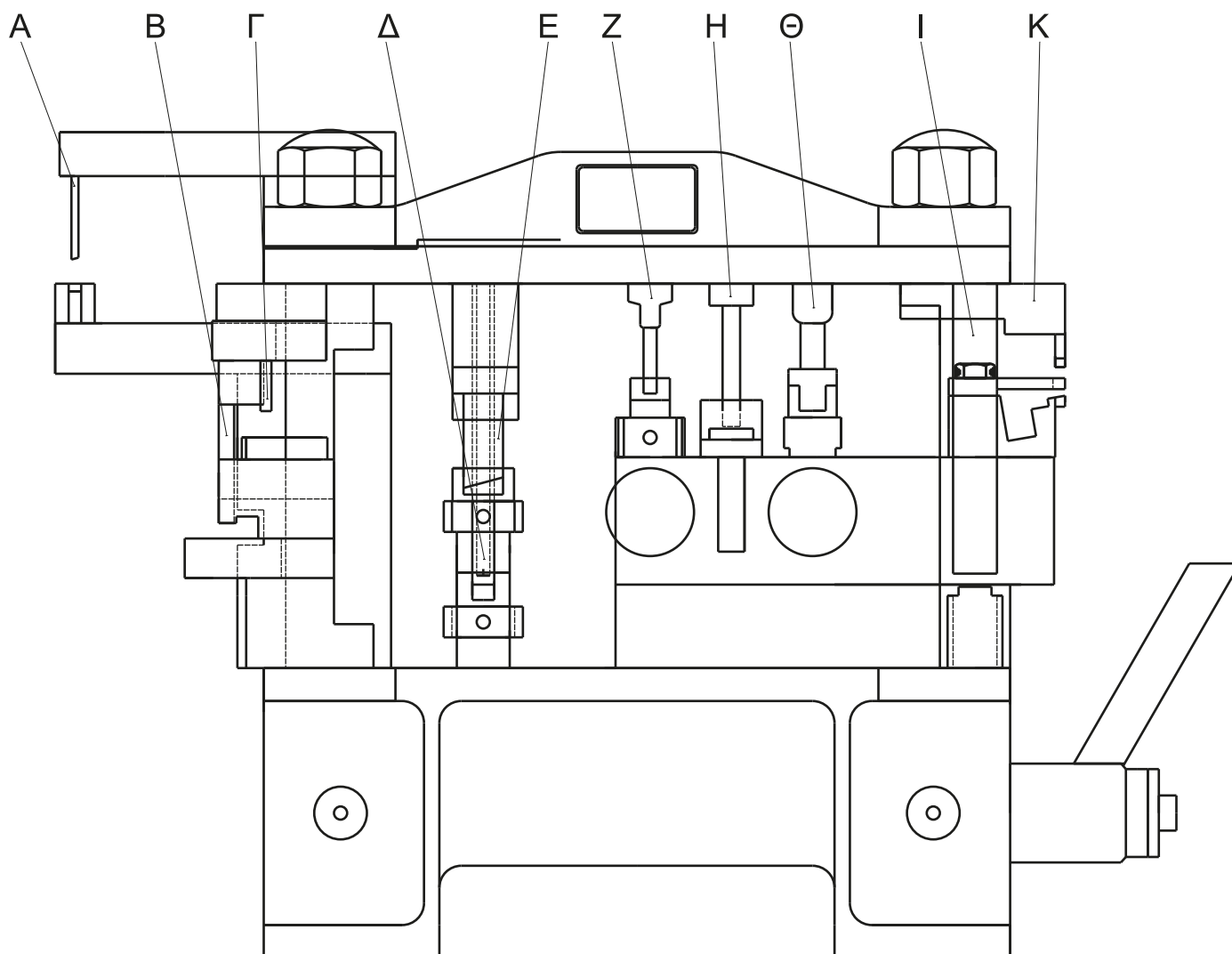
AC 833



AC 834



ΠΡΕΣΑΚΙ ΓΙΑ: SLIM-200, 8000, ENERGY 22, ENERGY 22s
punching press for: SLIM-200, 8000, ENERGY 22, ENERGY 22s



Α/Α	ΕΙΔΟΣ ΚΑΤΕΡΓΑΣΙΑΣ	TYPE OF CUTTING
A	ΟΠΗ ΚΑΜΒΥΛΙΑΣ ΜΙΚΡΟΥ ΘΑΛΑΜΟΥ ΓΙΑ ΘΕΡΜΟ	small perforator for pins for corner cleats of the thermal break profiles
B	ΚΟΠΤΙΚΟ ΣΠΑΝΙΟΛΕΤΑΣ	perforator for espagnolette
Γ	ΚΟΠΤΙΚΟ ΤΑΪ (ΑΝΘΡΩΠΑΚΙ)	perforator for connecting bracket AC 830
Δ	ΤΡΥΠΗΤΙΚΟ ΓΩΝΙΑΣ ΣΥΝΔΕΣΗΣ	perforator for corner cleats
E	ΤΡΥΠΗΤΙΚΟ ΓΩΝΙΑΣ ΣΥΝΔΕΣΗΣ 219 (GN 212)	perforator for corner cleats GN 212
Z	ΤΡΥΠΗΤΙΚΟ ΤΑΜΠΛΑ Φ6	perforator for bottom rail Φ6
H	ΤΡΥΠΗΤΙΚΟ ΝΤΙΖΑΣ	perforator for connecting rod
Θ	ΤΡΥΠΗΤΙΚΟ ΤΑΜΠΛΑ Φ11	perforator for bottom rail Φ11
I	ΚΟΠΤΙΚΟ ΓΙΑ ΝΥΧΑΚΙ	cutting off edges of sashes's connecting rod tunnel
K	ΚΟΠΤΙΚΟ ΝΕΡΟΧΥΤΗ ΦΥΛΛΩΝ	perforator for sashes's drainage



www.metaloumin.gr
Tel.: +30 210 24 63 630
Fax: +30 210 24 64 471
ΑΓ. ΦΑΝΟΥΡΙΟΥ 20, 136 78 ΑΧΑΡΝΕΣ
GREECE

www.metaloumin.gr
Τηλ.: +30 210 24 63 630
Fax: +30 210 24 64 471
ΑΓ. ΦΑΝΟΥΡΙΟΥ 20, 136 78 ΑΧΑΡΝΑΙ