



METALOUMIN
ALUMINIUM SYSTEMS SINCE 1969

**MOUNTING SYSTEM FOR CORRUGATED OR
FLAT METAL SHEET OR SANDWICH PANEL
ROOF TOPS INDUSTRIAL APPLICATIONS**

M-IR-880P



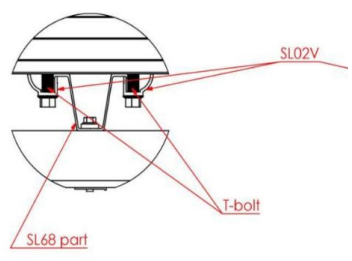


Landscape Layout

FEATURES








<i>Application</i>	Industrial Roof Installations
<i>Materials</i>	Aluminum
<i>Accessories</i>	High Quality INOX or Galvanized ones
<i>Orientation</i>	Portrait
<i>Anchoring</i>	Galvanized Self-Drilling screws on purlins
<i>Standards</i>	Eurocodes & National Annexes
<i>Mb_{max} for rail</i>	0.70 kNm
<i>Wind Load Limit</i>	33 m/s (Terrain Category I)
<i>Snow Load Limit</i>	1.7 kN/m² (Zone C)

**MOUNTING SYSTEM FOR CORRUGATED OR
FLAT METAL SHEET OR SANDWICH PANEL
ROOF TOPS INDUSTRIAL APPLICATIONS**

M-IR-880P



COMPONENTS

- | | | | | | | |
|--|---|---|---|--|---|---|
|  |  |  |  |  |  |  |
| 1. Pv Rail | 2. End Clamp | 3. Middle Clamp | 4. SL68 Part | 5. Galvanized Self-Drilling Screw | 6. Self-Drilling Screw | 7. SL02V Part |

