




2 panels in height
landscape

TECHNICAL FEATURES

Application	Flat roof installations.
Materials	Aluminum.
Accessories	High quality INOX.
Inclination	Adjustable 20°, 25°, 30° or fixed according to the customer's request.
Orientation	Landscape.
PV Modules	Up to 2.5m in length/Special design for bifacial panels/Ability for further PV equipment on the main structure.
Foundation	On the roof.
Wind load limit	33 m/s (Terrain Category III).
Snow load limit	1.7 kN/m ² (Zone C).

MOUNTING SYSTEM FOR FLAT ROOFS


M-FR-502L




1: PV RAIL



2. INCLINED BEAM



3: LEG



4: SL91 JOINT

